

# Route 1 Glenn/Swan

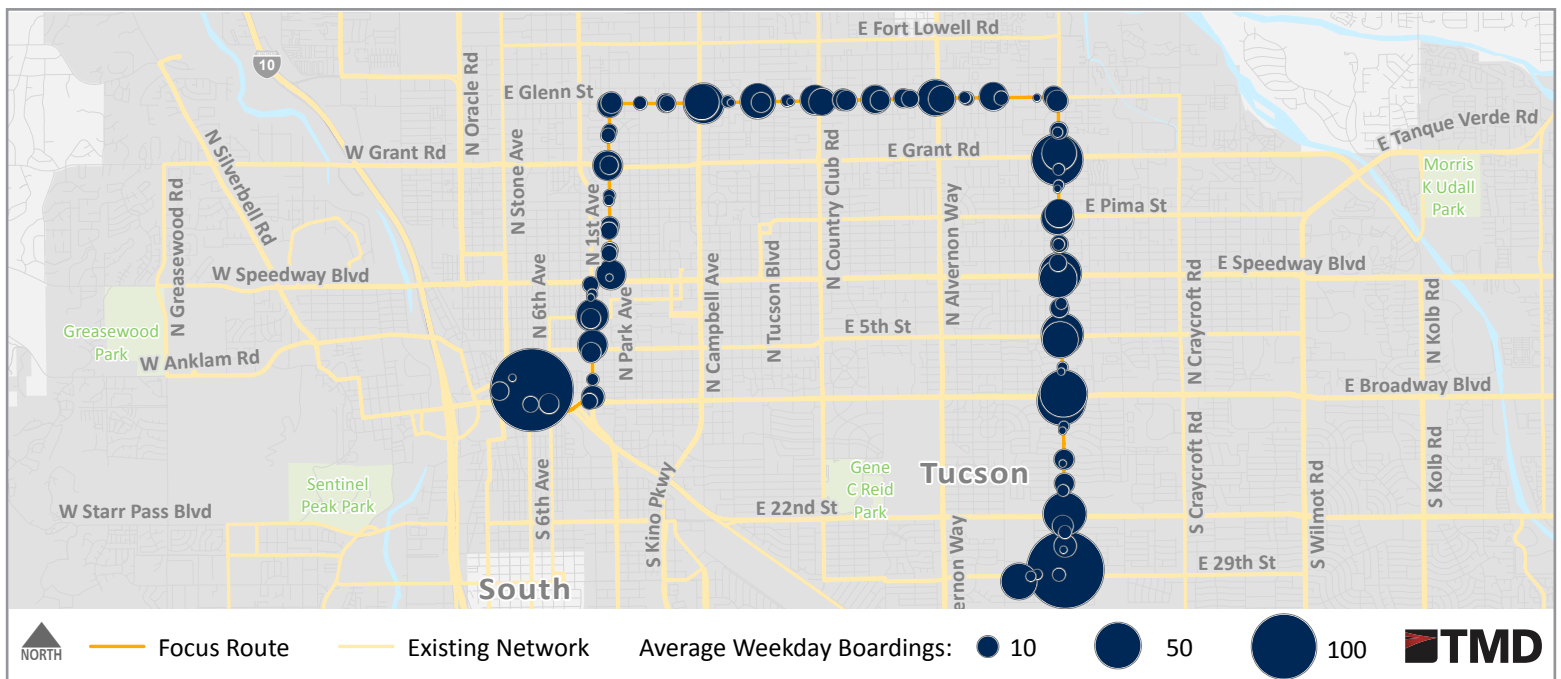
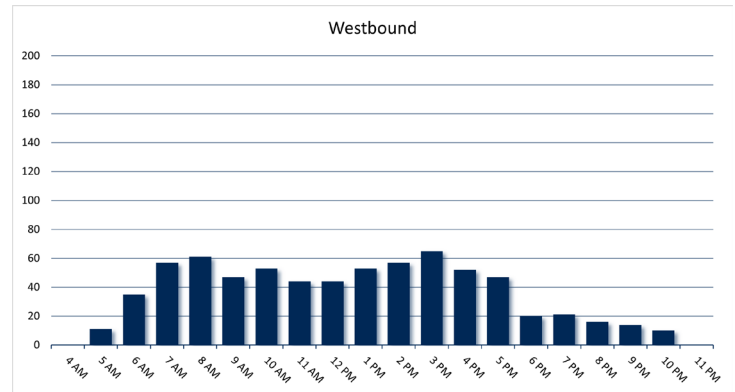
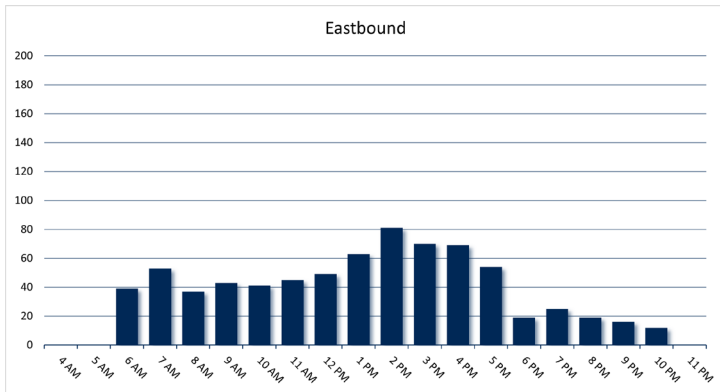
Key Destinations: RTC, Tucson High School, U of A, Salpointe High School, Rincon/University High School



## Route Performance:

	Weekday	Saturday	Sunday
Peak Frequency – In minutes	30	60	60
Hours of Operation	6:00 am - 10:00 pm	6:00 am - 8:00 pm	7:00 am - 7:00 pm
Daily Passenger Boardings	1,442 14 System Rank	715 16 System Rank	557 15 System Rank
Productivity – Passengers per revenue hour	21.1 24.5 Tier Average	24.2 25.0 Tier Average	21.8 22.5 Tier Average
On-Time Performance – 92% Target	76%	75%	75%

## Weekday Passenger Boardings



# Route 2 Pueblo Gardens

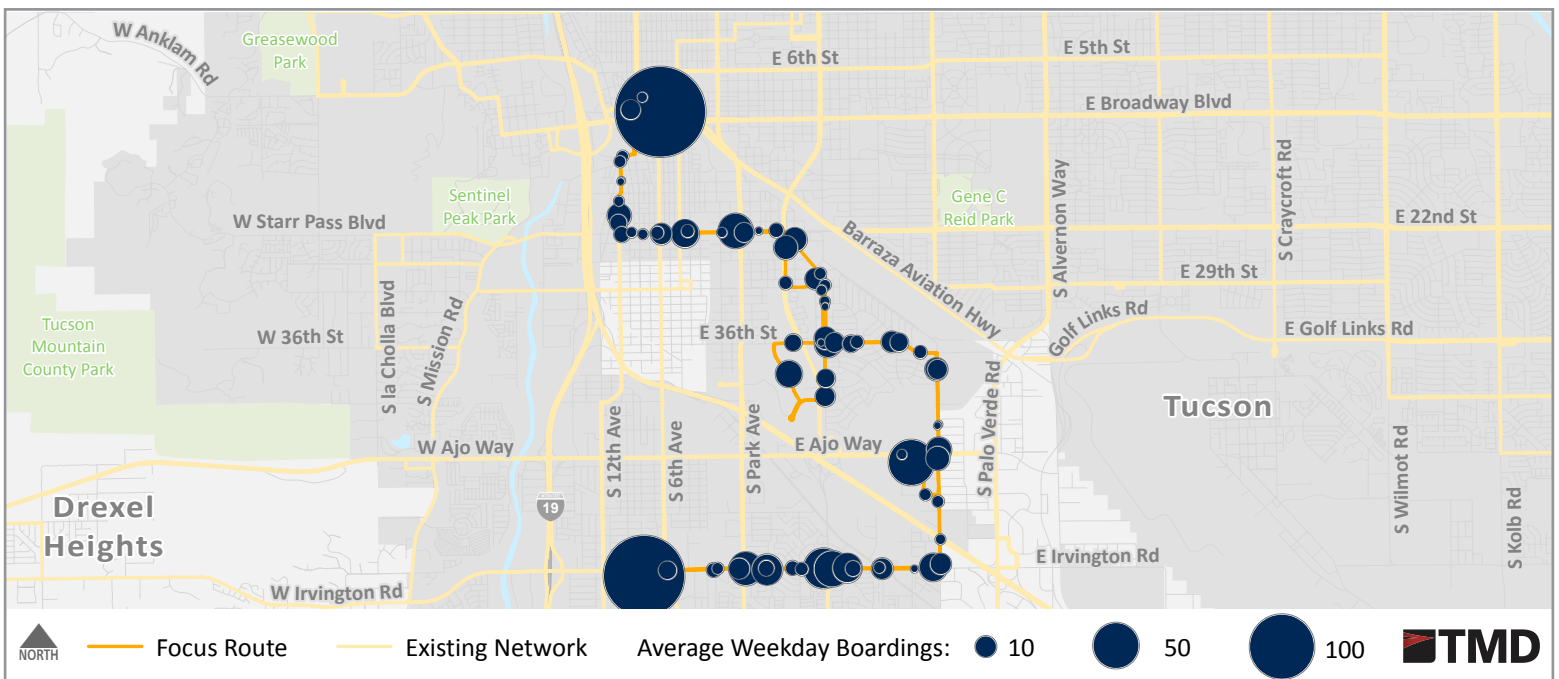
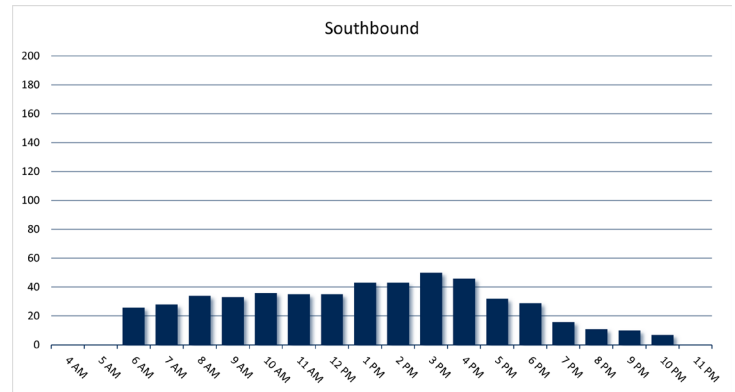
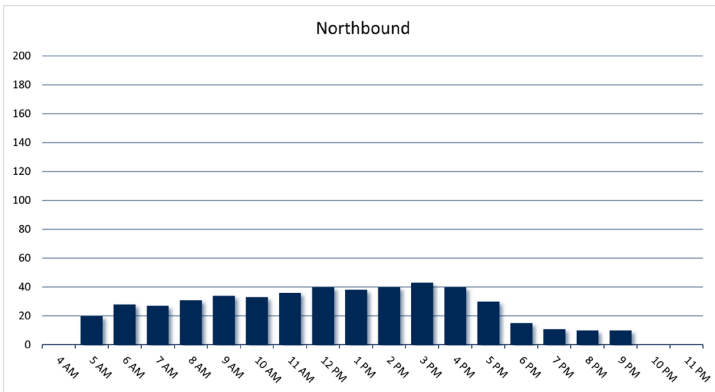
Key Destinations: RTC, Costco, Tucson Marketplace, Banner UMC South Campus, Quincie Douglas Center/ Library



## Route Performance:

	Weekday	Saturday	Sunday
Peak Frequency – In minutes	30	60	60
Hours of Operation	6:00 am - 9:00 pm	6:00 am - 7:00 pm	8:00 am - 5:00 pm
Daily Passenger Boardings	1,000 19 System Rank	425 21 System Rank	333 22 System Rank
Productivity – Passengers per revenue hour	15.1 24.5 Tier Average	13.2 25.0 Tier Average	14.7 22.5 Tier Average
On-Time Performance – 92% Target	77%	71%	71%

## Weekday Passenger Boardings



# Route 3 6th St/Wilmot

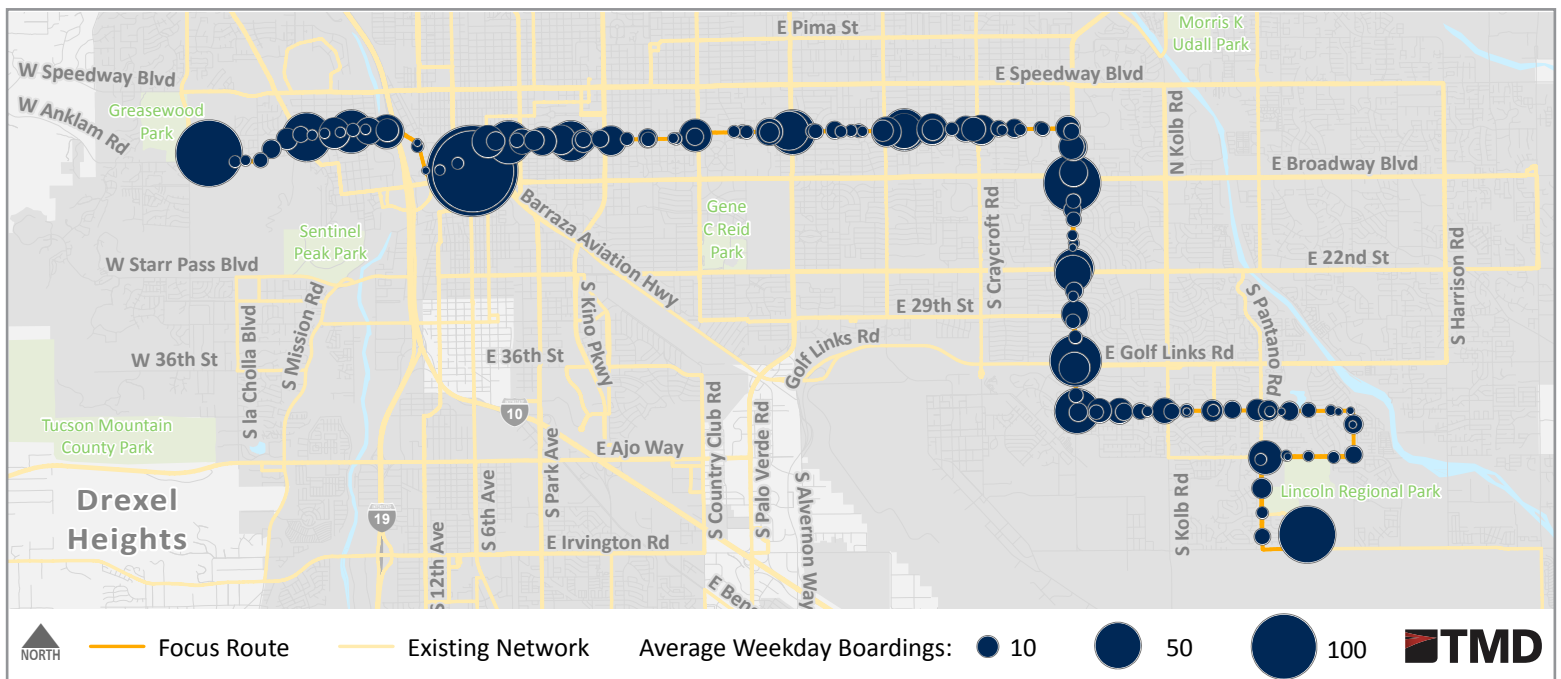
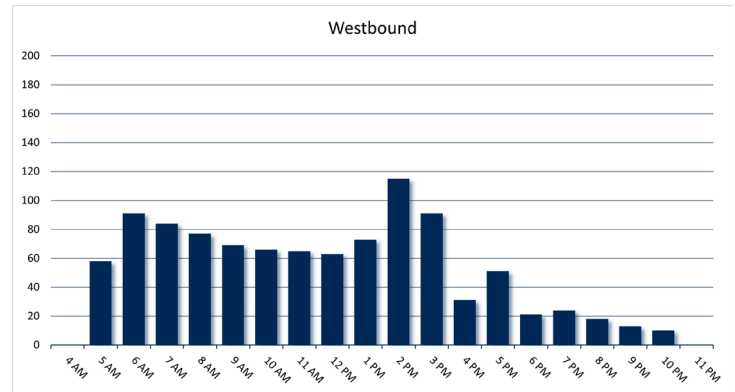
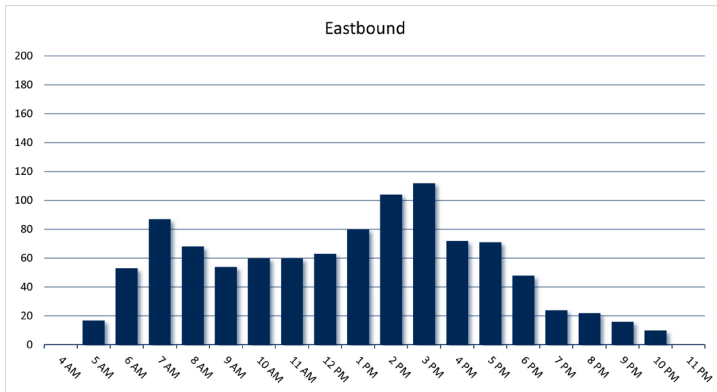
Key Destinations: PCC – East and West Campus, Santa Rita High School, U of A, RTC, Rincon/University High School, St. Mary's Hospital



## Route Performance:

	Weekday	Saturday	Sunday
Peak Frequency – In minutes	30	60	60
Hours of Operation	5:00 am - 10:00 pm	5:00 am - 7:00 pm	6:00 am - 6:00 pm
Daily Passenger Boardings	2,041 11 System Rank	862 13 System Rank	609 13 System Rank
Productivity – Passengers per revenue hour	20.3 24.5 Tier Average	16.9 25.0 Tier Average	13.9 22.5 Tier Average
On-Time Performance – 92% Target	75%	71%	71%

## Weekday Passenger Boardings



# Route 4 Speedway

Key Destinations: RTC, U of A, Banner – UMC, Palo Verde High School



## Route Performance:

Weekday

Saturday

Peak Frequency – In minutes

15

30

30

Hours of Operation

5:00 am - 11:00 pm

6:00 am - 9:00 pm

7:00 am - 7:00 pm

Daily Passenger Boardings

3,725

4 System Rank

2,067

5 System Rank

1,570

5 System Rank

Productivity – Passengers per revenue hour

25.4

24.5 Tier Average

27.3

25.0 Tier Average

24.5

22.5 Tier Average

On-Time Performance – 92% Target

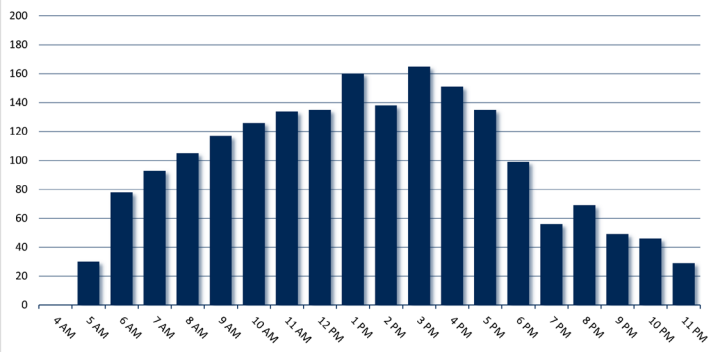
60%

54%

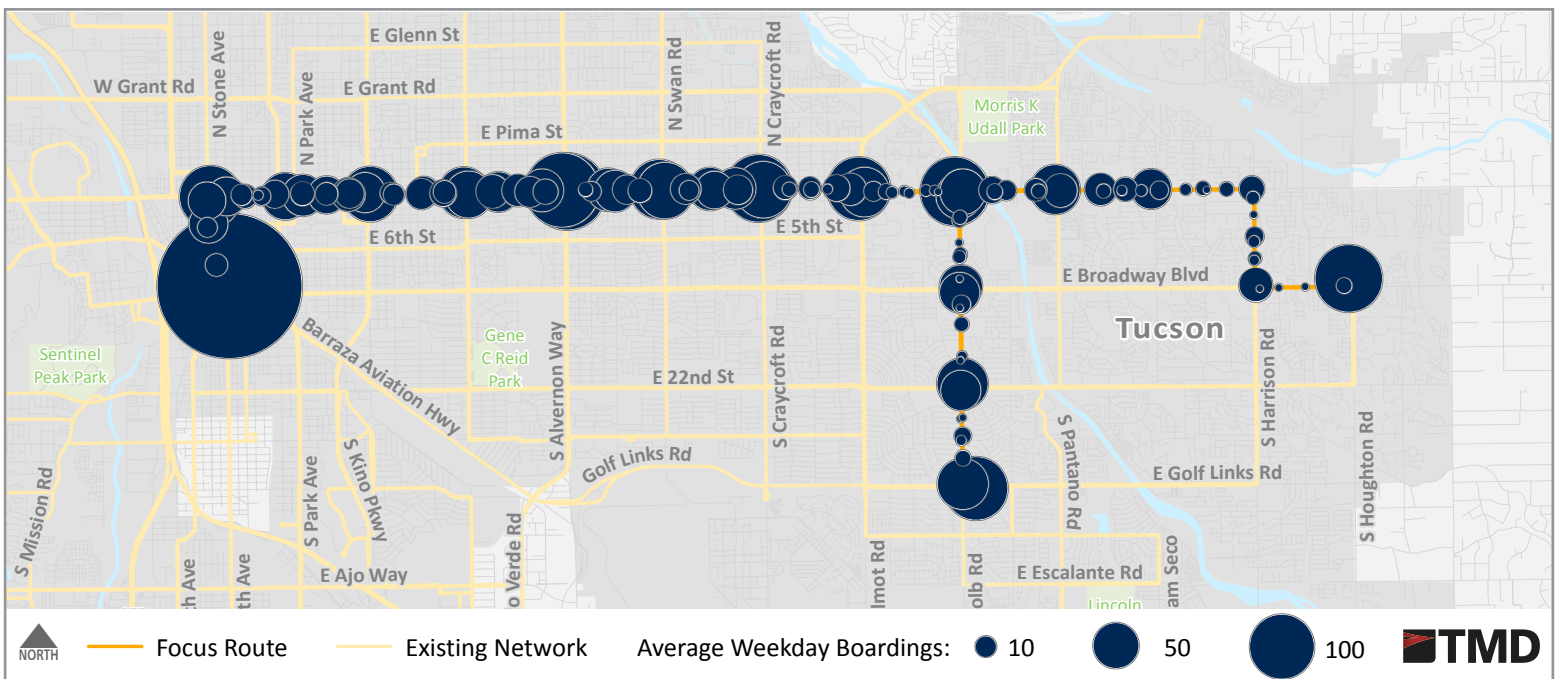
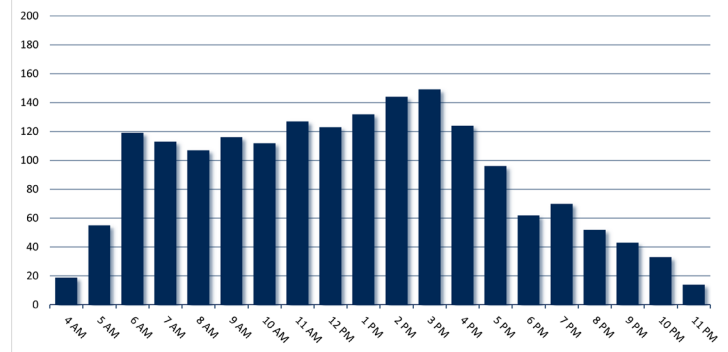
54%

## Weekday Passenger Boardings

Eastbound



Westbound



# Route 5 Pima/West Speedway

Key Destinations: PCC Downtown and West, Arizona School for the Deaf and Blind, U of A, Banner UMC, Catalina High School, Salvation Army Hospital House



## Route Performance:

Peak Frequency – In minutes

Weekday  
**30**

Saturday

**60**

**60**

Hours of Operation

6:00 am - 6:00 pm

6:00 am - 6:00 pm

7:00 am - 6:00 pm

Daily Passenger Boardings

**854**

23 System Rank

**326**

26 System Rank

**289**

25 System Rank

Productivity – Passengers per revenue hour

**16.3**

24.5 Tier Average

**11.2**

25.0 Tier Average

**11.7**

22.5 Tier Average

On-Time Performance – 92% Target

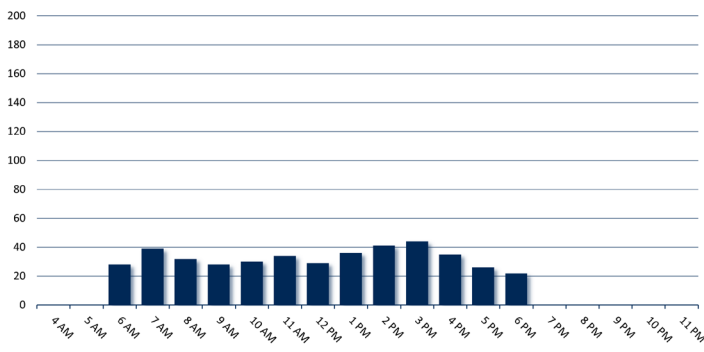
**78%**

**81%**

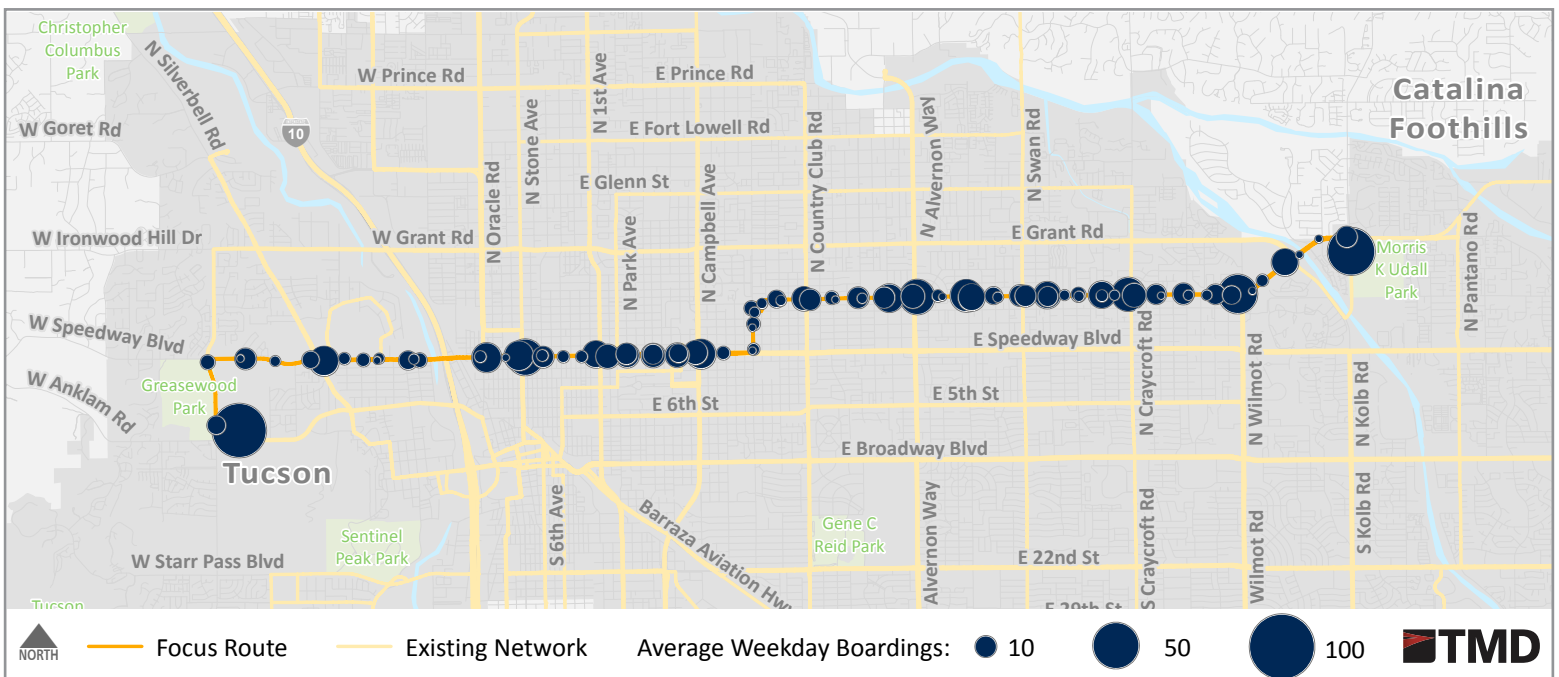
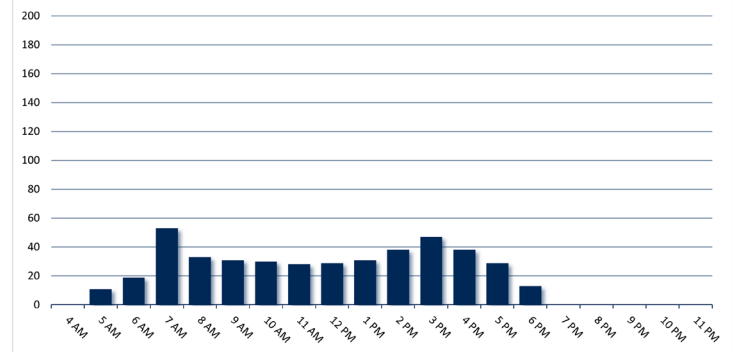
**81%**

## Weekday Passenger Boardings

Eastbound



Westbound



# Route 6 Euclid/N 1st Ave

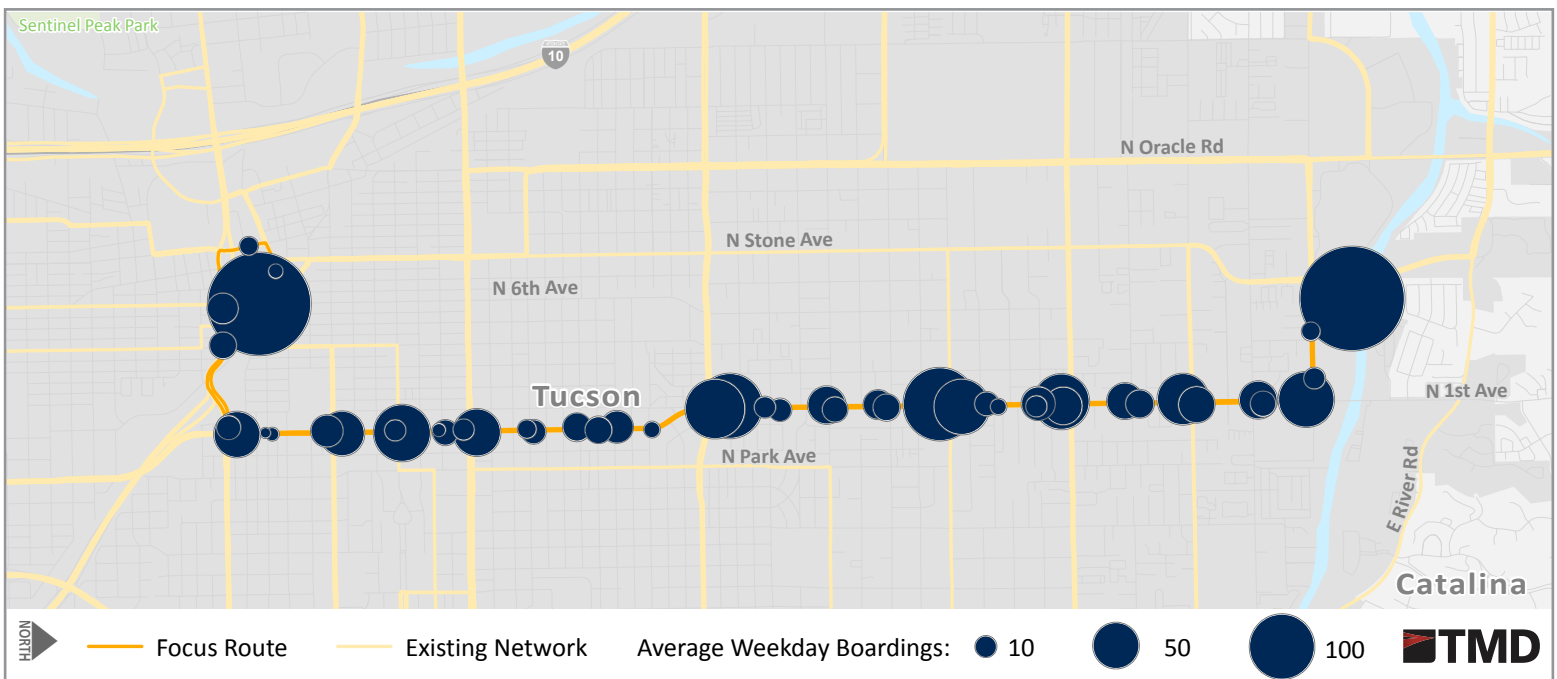
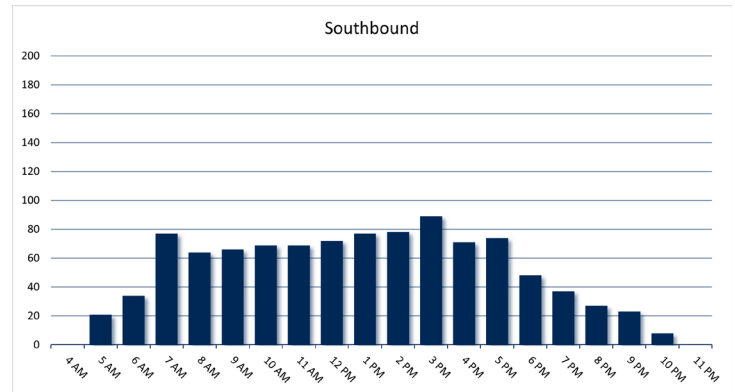
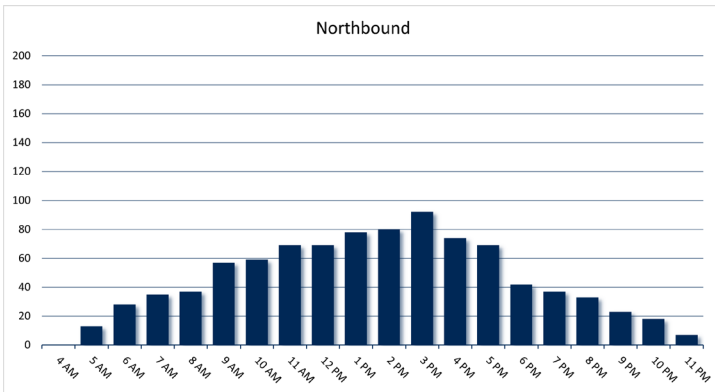
Key Destinations: RTC, Tucson High School, U of A, Tucson Mall, Social Security office, Funtasticks



## Route Performance:

	Weekday	Saturday	
Peak Frequency – In minutes	20	30	60
Hours of Operation	5:00 am - 10:00 pm	6:00 am - 8:00 pm	6:00 am - 6:00 pm
Daily Passenger Boardings	1,924 12 System Rank	1,131 8 System Rank	622 11 System Rank
Productivity – Passengers per revenue hour	25.3 24.5 Tier Average	26.3 25.0 Tier Average	30.4 22.5 Tier Average
On-Time Performance – 92% Target	71%	72%	72%

## Weekday Passenger Boardings



# Route 7 22nd St

Key Destinations: MVD, Palo Verde High School, RTC, Special Services office, ADA Eligibility Office, Pima County Superior Court



## Route Performance:

Weekday

Saturday

Peak Frequency – In minutes

20

60

60

Hours of Operation

6:00 am - 10:00 pm

6:00 am - 8:00 pm

7:00 am - 7:00 pm

Daily Passenger Boardings

2,175

10 System Rank

881

12 System Rank

653

10 System Rank

Productivity – Passengers per revenue hour

26.2

24.5 Tier Average

29.9

25.0 Tier Average

25.7

22.5 Tier Average

On-Time Performance – 92% Target

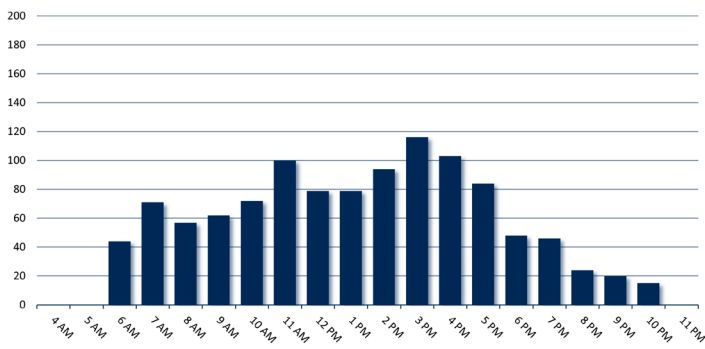
72%

69%

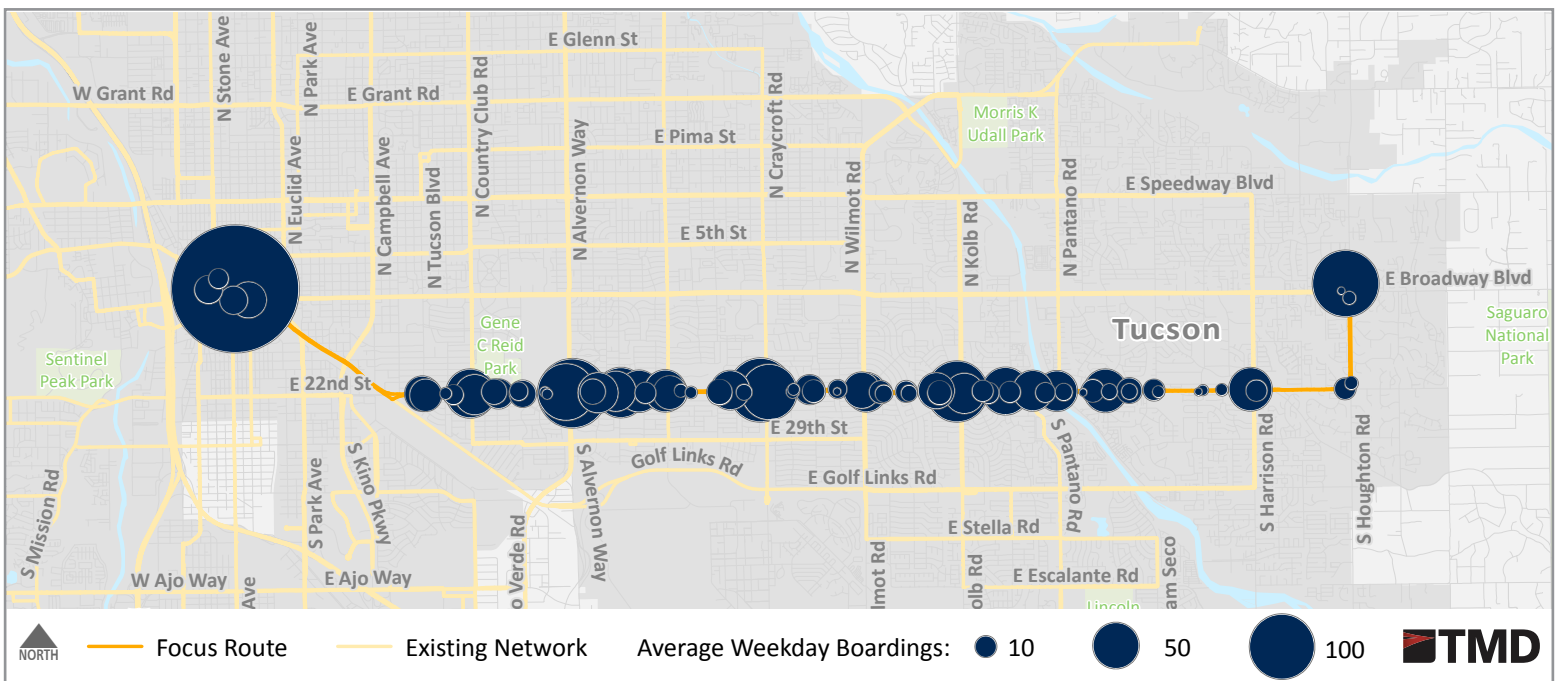
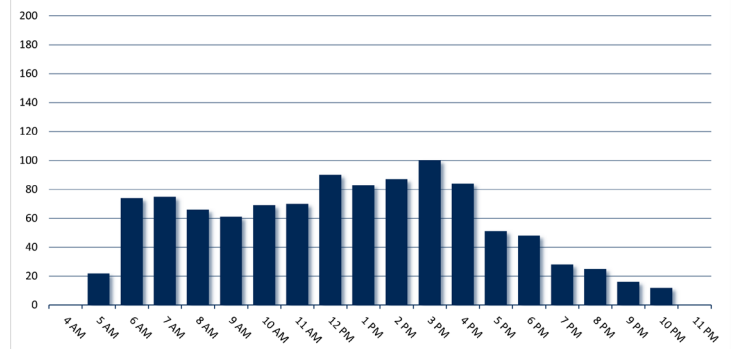
69%

## Weekday Passenger Boardings

Eastbound



Westbound



# Route 8 Broadway

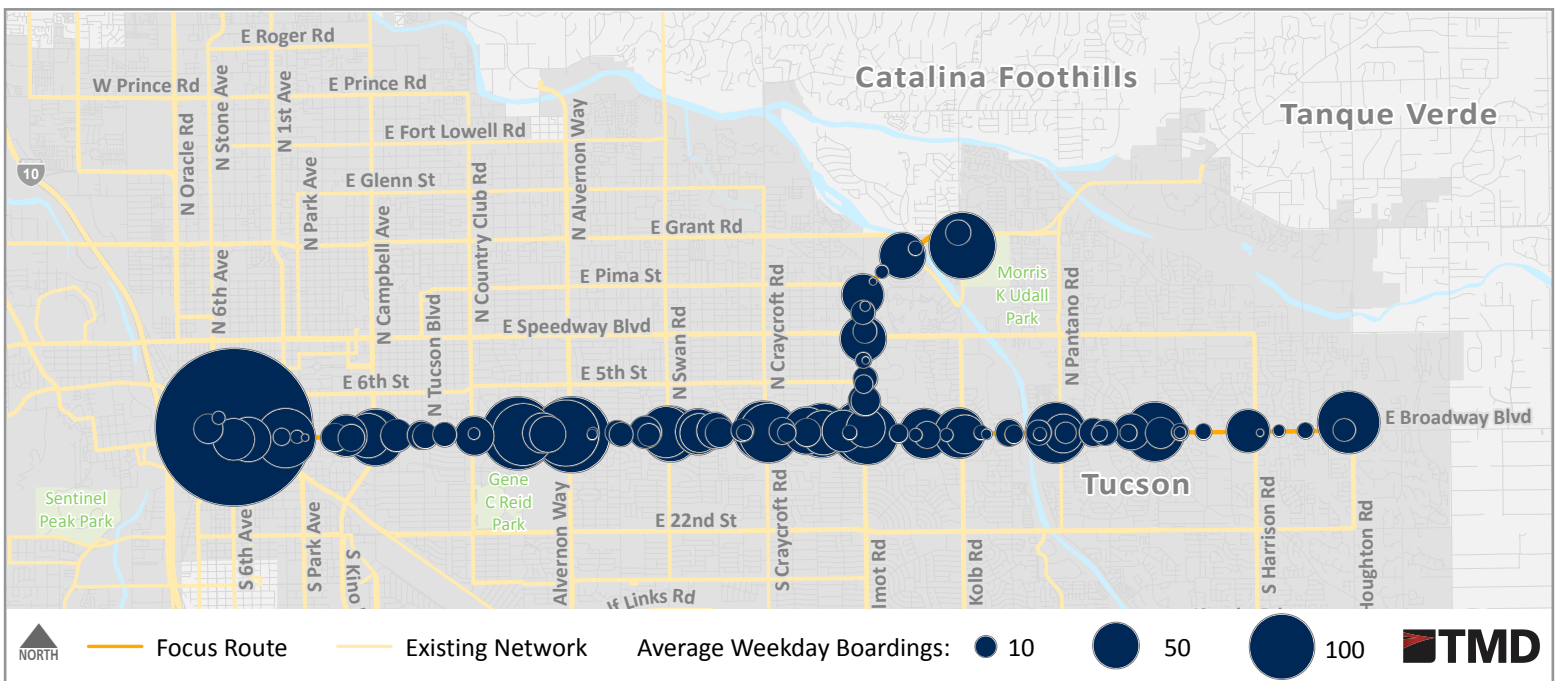
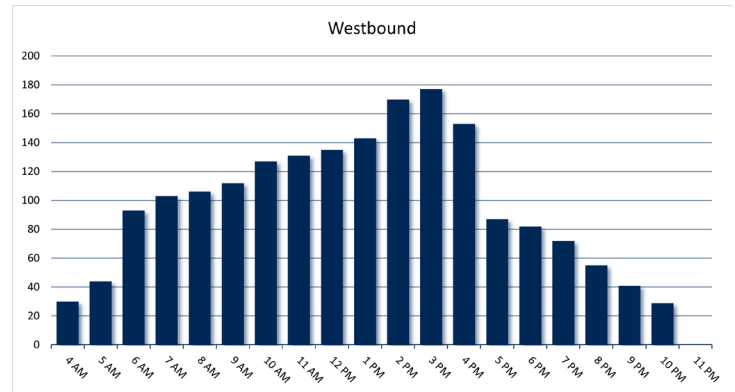
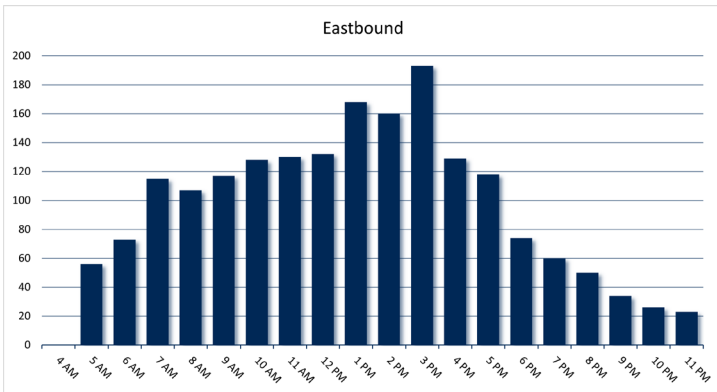
Key Destinations: RTC, El Con Mall, Williams Center, Park place mall, St Joseph High School Hospital, Sahuaro High School



## Route Performance:

	Weekday	Saturday	Sunday
Peak Frequency – In minutes	15	20	20
Hours of Operation	5:00 am - 10:00 pm	5:00 am - 7:00 pm	6:00 am - 7:00 pm
Daily Passenger Boardings	3,783 3 System Rank	2,646 2 System Rank	1,905 2 System Rank
Productivity – Passengers per revenue hour	30.0 24.5 Tier Average	26.2 25.0 Tier Average	25.2 22.5 Tier Average
On-Time Performance – 92% Target	72%	72%	72%

## Weekday Passenger Boardings





# Route 9 Grant Road

Key Destinations: PCC West, West Grant Industrial Center, TMC Healthcare, University Villa



## Route Performance:

Weekday

Saturday

Peak Frequency – In minutes

20

60

60

Hours of Operation

5:00 am - 10:00 pm

6:00 am - 8:00 pm

7:00 am - 7:00 pm

Daily Passenger Boardings

2,255

9 System Rank

894

11 System Rank

674

9 System Rank

Productivity – Passengers per revenue hour

24.1

24.5 Tier Average

30.2

25.0 Tier Average

25.3

22.5 Tier Average

On-Time Performance – 92% Target

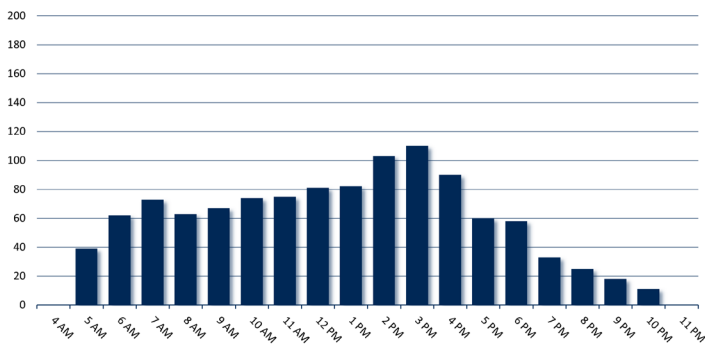
75%

71%

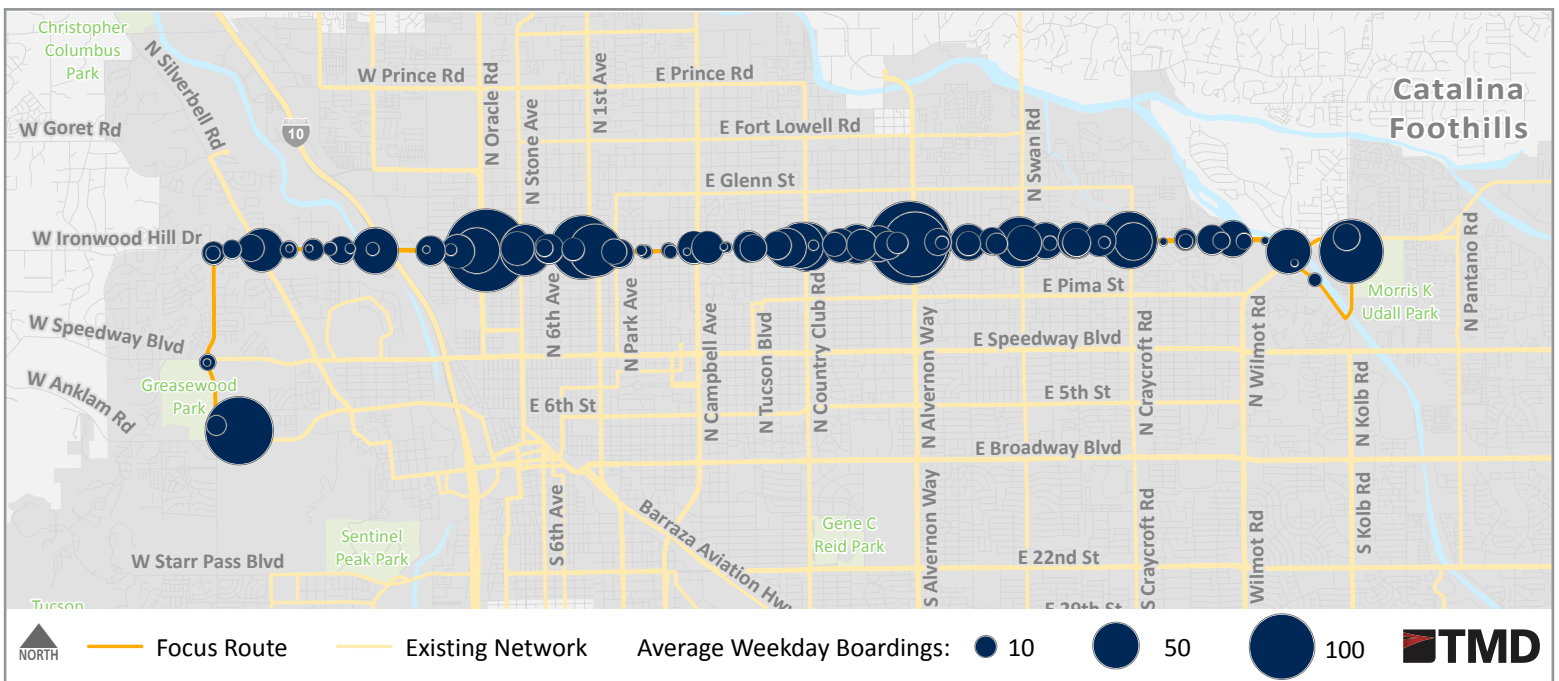
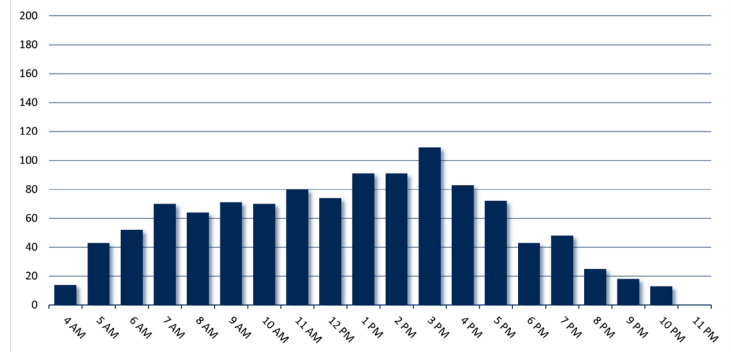
71%

## Weekday Passenger Boardings

Eastbound



Westbound



# Route 10 Flowing Wells

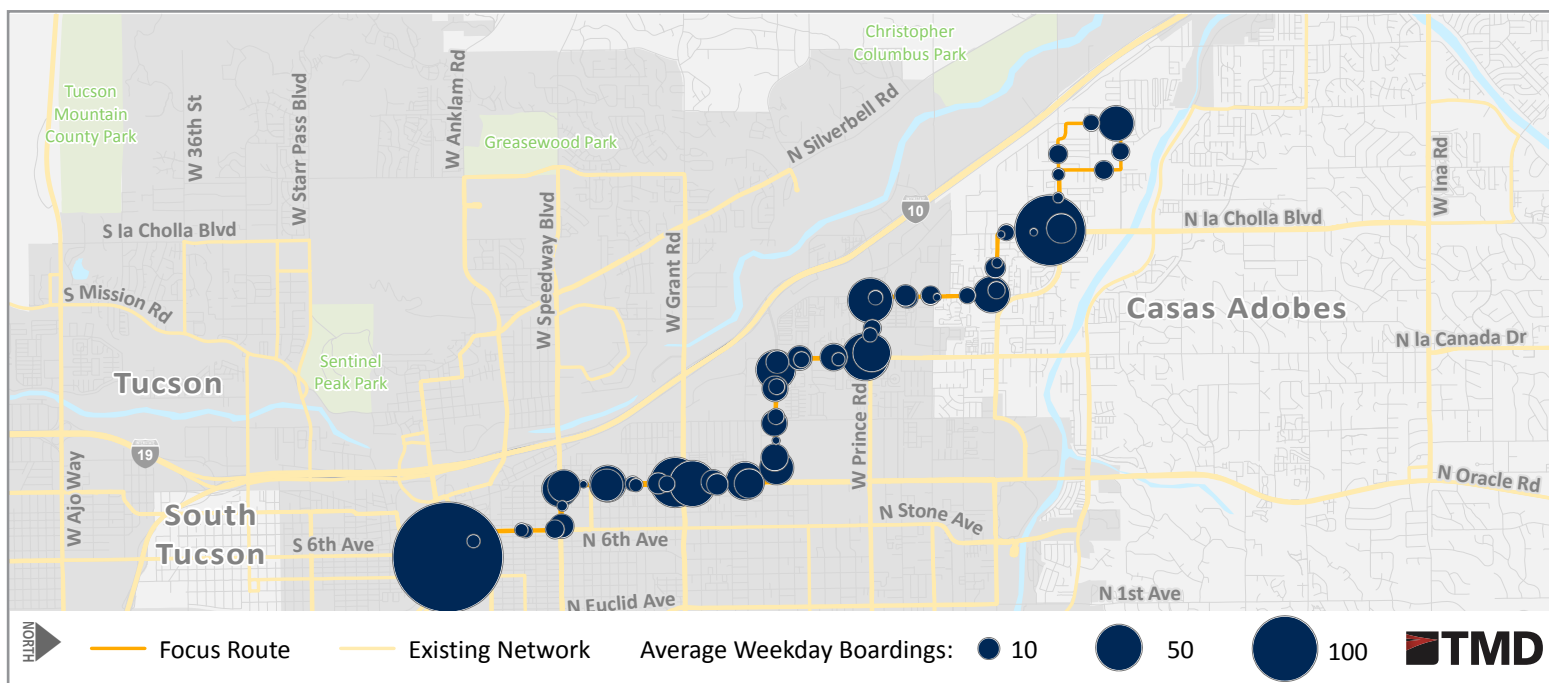
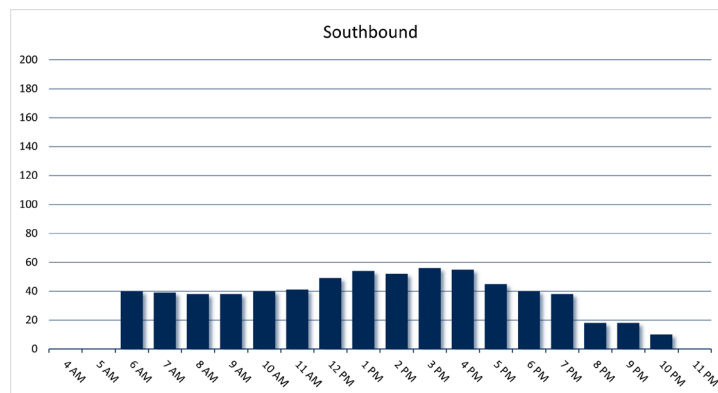
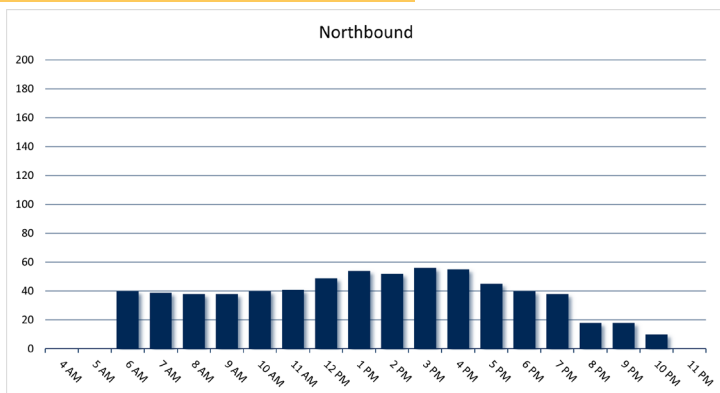
Key Destinations: RTC, La Frontera center, Flowing Wells High School, and Flowing Wells Junior High, Sun Tran Administrative Offices



## Route Performance:

	Weekday	Saturday	Sunday
Peak Frequency – In minutes	30	60	60
Hours of Operation	6:00 am - 9:00 pm	5:00 am - 7:00 pm	6:00 am - 7:00 pm
Daily Passenger Boardings	1,272 16 System Rank	535 19 System Rank	433 18 System Rank
Productivity – Passengers per revenue hour	27.1 24.5 Tier Average	24.5 25.0 Tier Average	23.1 22.5 Tier Average
On-Time Performance – 92% Target	75%	82%	82%

## Weekday Passenger Boardings



# Route 11 Alvernon Way

Key Destinations: LTC, Banner UMC South Campus, MVD, La Frontera Center, Desert View High School, Tucson International Airport, Palo Verde Industrial Park, Catalina High School



## Route Performance:

Weekday

Saturday

Peak Frequency – In minutes

15

30

30

Hours of Operation

5:00 am - 10:00 pm

5:00 am - 8:00 pm

5:00 am - 7:00 pm

Daily Passenger Boardings

3,538

5 System Rank

1,913

6 System Rank

1,481

6 System Rank

Productivity – Passengers per revenue hour

25.9

24.5 Tier Average

32.5

25.0 Tier Average

26.9

22.5 Tier Average

On-Time Performance – 92% Target

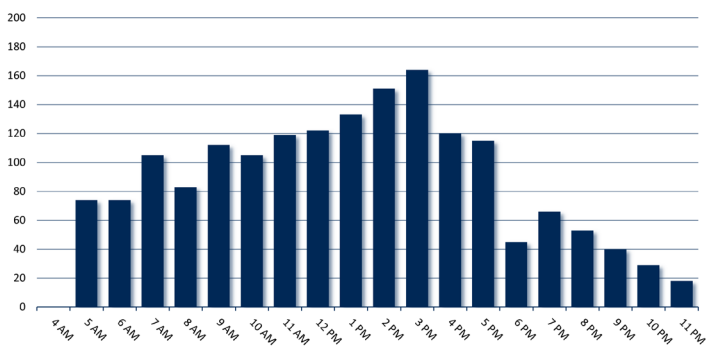
76%

80%

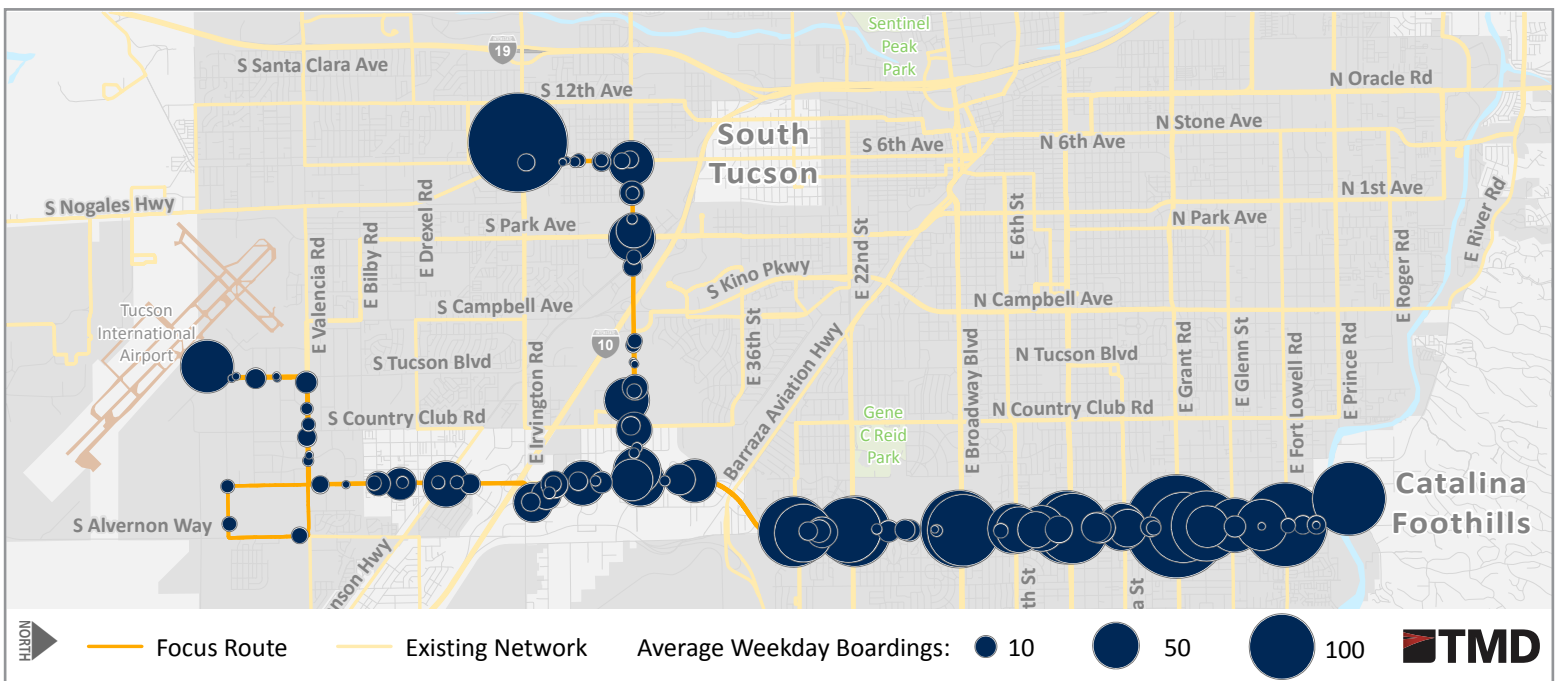
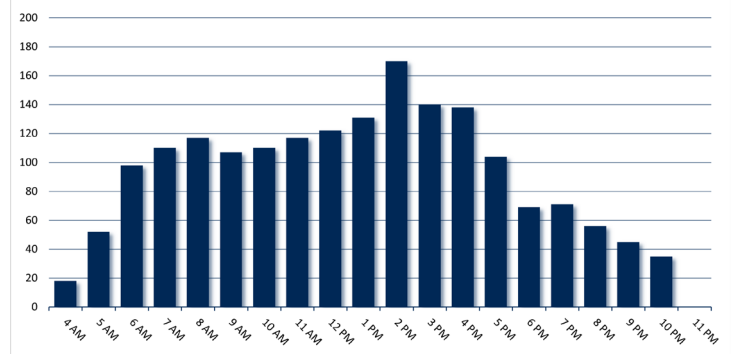
80%

## Weekday Passenger Boardings

Northbound



Southbound



# Route 12

## 10th/12th Ave

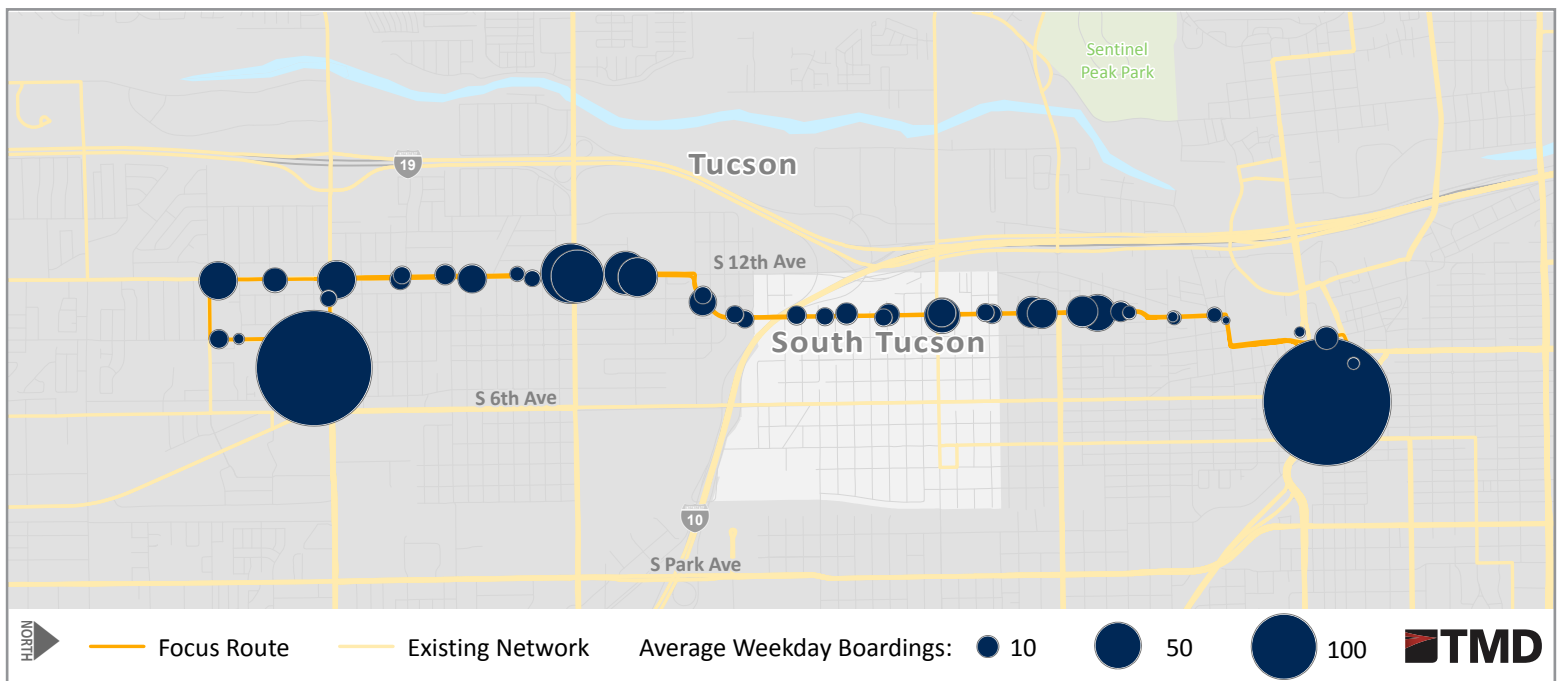
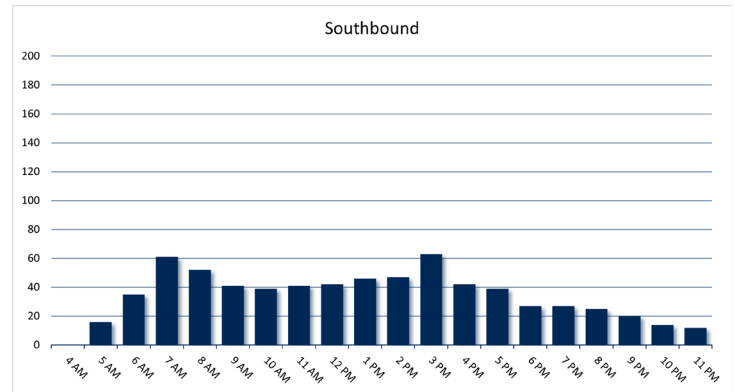
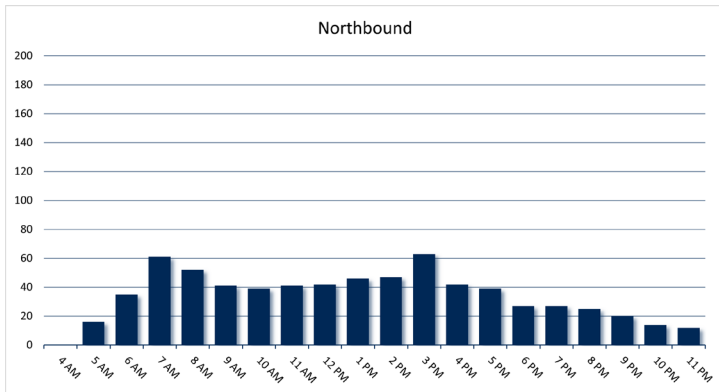
Key Destinations: LTC, Pueblo High School, RTC, Tucson Convention Center, ADA/ Special Services Office, Pima County Superior Court



### Route Performance:

	Weekday	Saturday	Sunday
Peak Frequency – In minutes	20	30	30
Hours of Operation	5:00 am - 11:00 pm	6:00 am - 8:00 pm	6:00 am - 7:00 pm
Daily Passenger Boardings	1,386 15 System Rank	719 15 System Rank	617 12 System Rank
Productivity – Passengers per revenue hour	28.2 24.5 Tier Average	20.8 25.0 Tier Average	21.6 22.5 Tier Average
On-Time Performance – 92% Target	83%	92%	92%

### Weekday Passenger Boardings



# Route 15 Campbell Ave

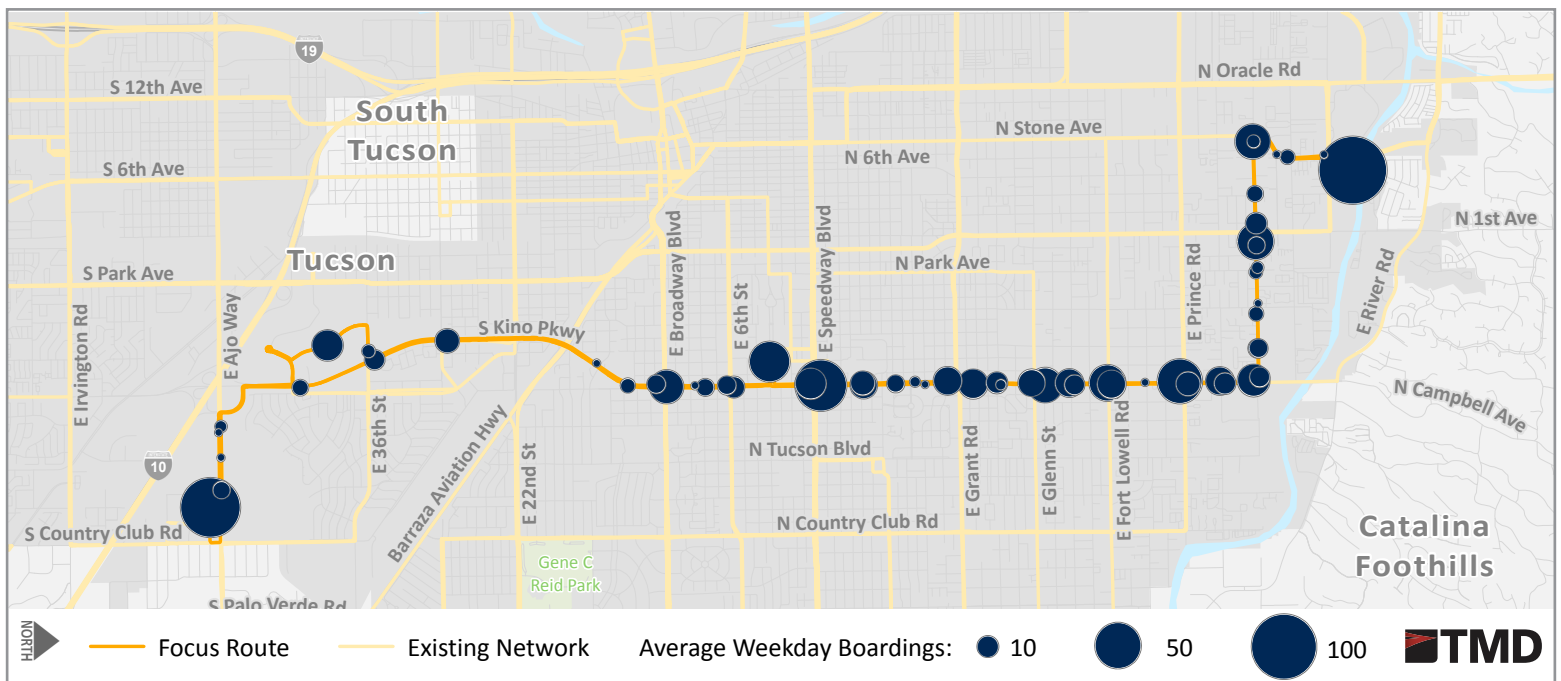
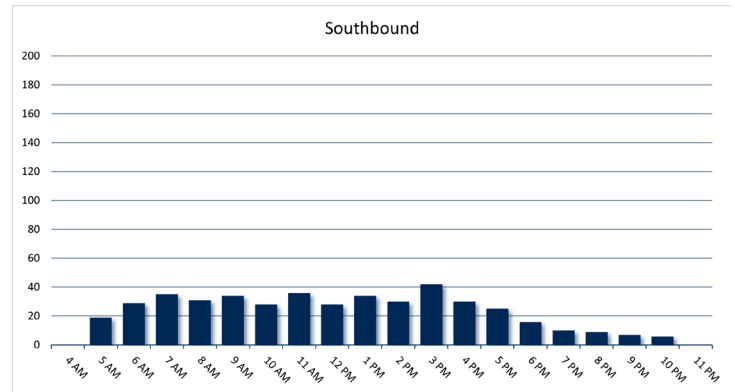
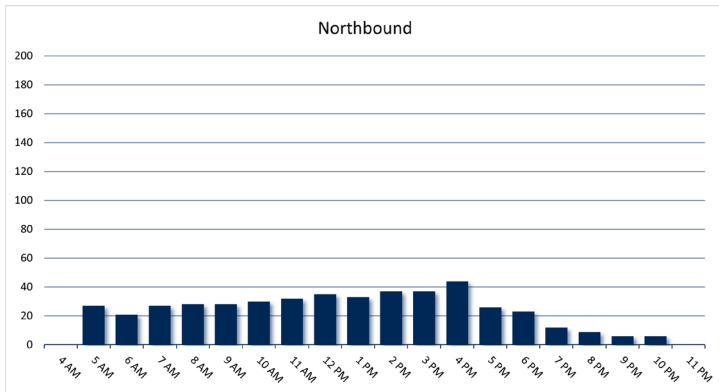
Key Destinations: TTC, Tucson Mall, Banner UMC North and South Campus, Costco, GEICO, Tucson Marketplace at the Bridges



## Route Performance:

	Weekday	Saturday	Sunday
Peak Frequency – In minutes	30	60	60
Hours of Operation	5:00 am - 10:00 pm	6:00 am - 8:00 pm	7:00 am - 7:00 pm
Daily Passenger Boardings	910 <small>21 System Rank</small>	385 <small>24 System Rank</small>	314 <small>23 System Rank</small>
Productivity – Passengers per revenue hour	14.7 <small>24.5 Tier Average</small>	15.2 <small>25.0 Tier Average</small>	14.2 <small>22.5 Tier Average</small>
On-Time Performance – 92% Target	69%	73%	73%

## Weekday Passenger Boardings



# Route 16 Oracle/Ina

Key Destinations: RTC, PCC Downtown, Amphi High School, TTC, Tucson Mall, Casas Adobe Plaza, Foothills Mall



## Route Performance:

### Weekday

### Saturday

Peak Frequency – In minutes

15

15

20

Hours of Operation

5:00 am - 11:00 pm

7:00 am - 8:00 pm

6:00 am - 7:00 pm

Daily Passenger Boardings

3,829

2 System Rank

2,624

3 System Rank

2,070

1 System Rank

Productivity – Passengers per revenue hour

33.6

24.5 Tier Average

36.4

25.0 Tier Average

32.5

22.5 Tier Average

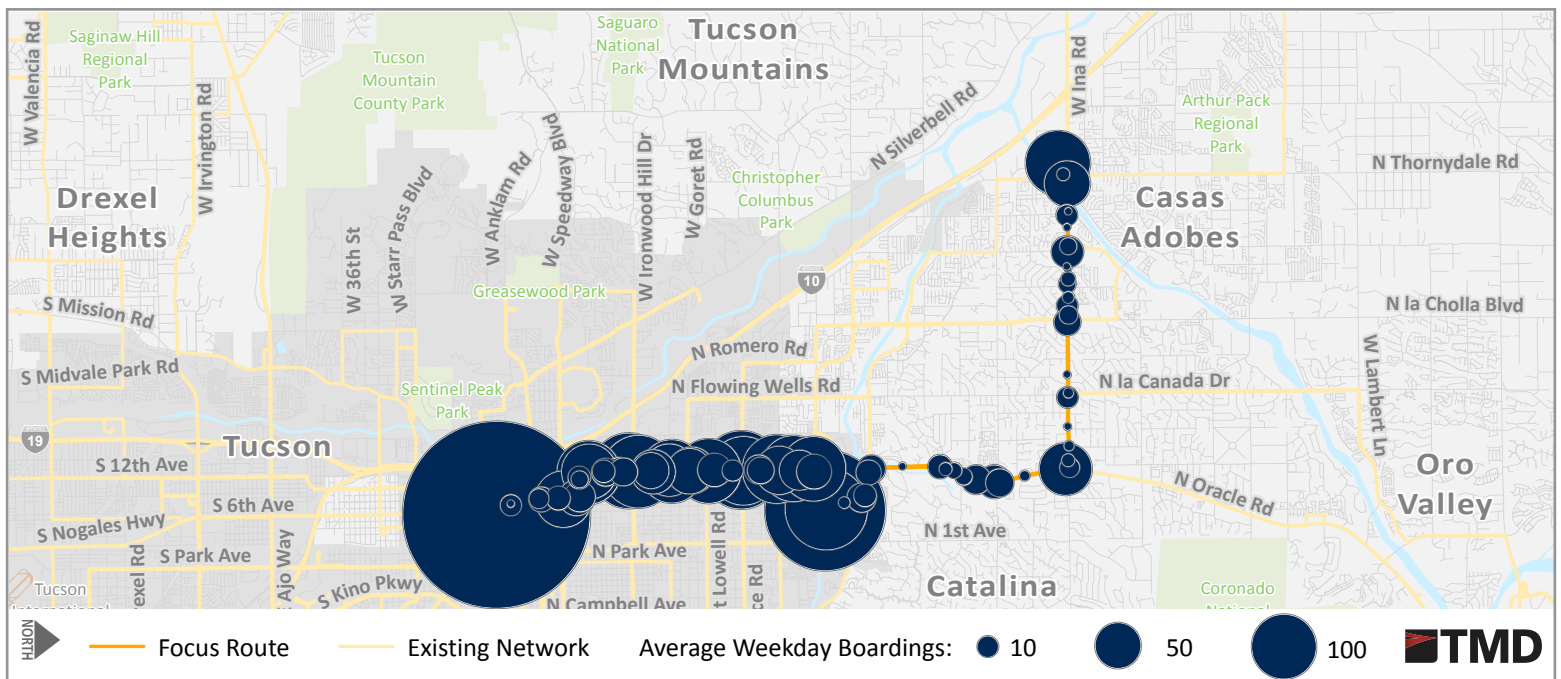
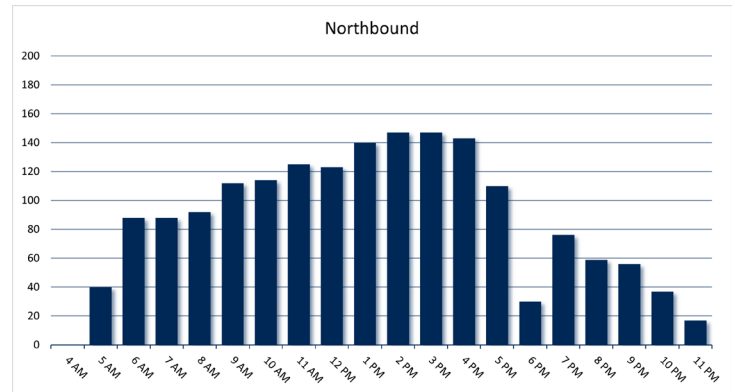
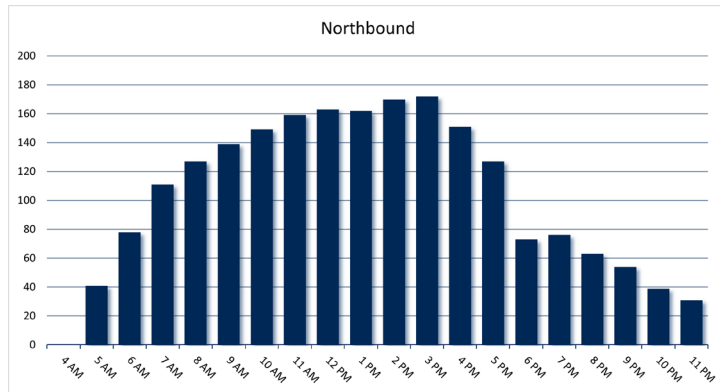
On-Time Performance – 92% Target

67%

70%

70%


## Weekday Passenger Boardings



# Route 17

## Country Club/29th St.

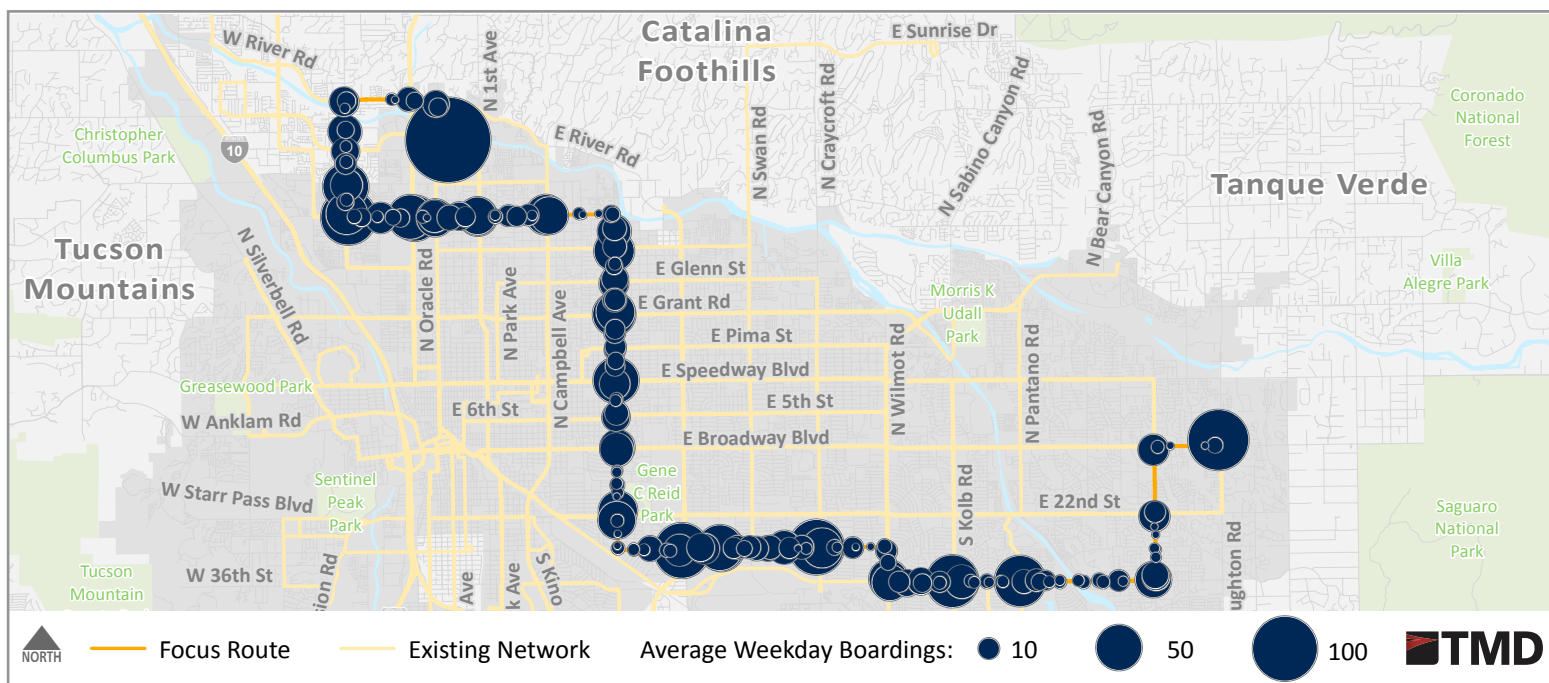
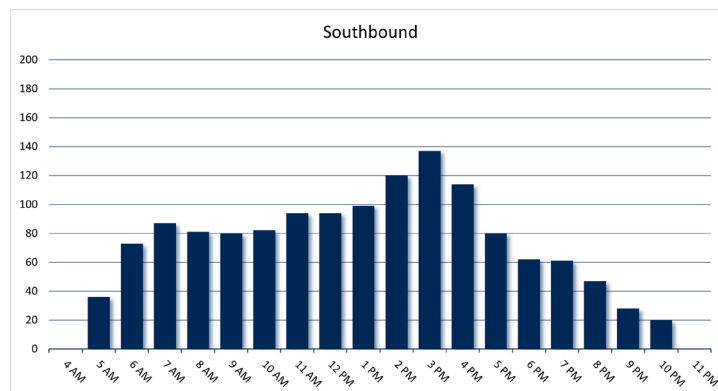
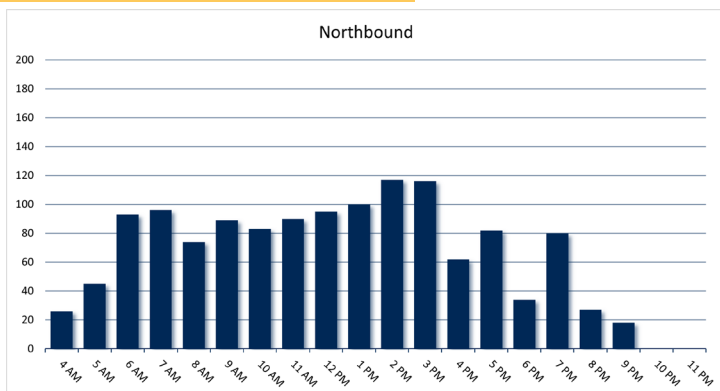
Key Destinations: Tucson Mall, TTC, Flowing Wells High School, Amphi High School, Hi Corbett Field



### Route Performance:

	Weekday	Saturday	Sunday
Peak Frequency – In minutes	30	60	60
Hours of Operation	5:00 am - 9:00 pm	6:00 am - 8:00 pm	7:00 am - 7:00 pm
Daily Passenger Boardings	2,722 7 System Rank	1,327 7 System Rank	1,036 7 System Rank
Productivity – Passengers per revenue hour	23.2 24.5 Tier Average	24.9 25.0 Tier Average	20.8 22.5 Tier Average
On-Time Performance – 92% Target	71%	78%	78%

### Weekday Passenger Boardings



# Route 18

## S 6th Ave

Key Destinations: RTC, Veteran's Hospital, Southgate Shopping Center, La Frontera Center, RTC



### Route Performance:

Weekday

Saturday

Peak Frequency – In minutes

15

15

20

Hours of Operation

5:00 am - 11:00 pm

6:00 am - 8:00 pm

6:00 am - 7:00 pm

Daily Passenger Boardings

3,355

6 System Rank

2,155

4 System Rank

1,609

4 System Rank

Productivity – Passengers per revenue hour

51.9

24.5 Tier Average

39.8

25.0 Tier Average

39.1

22.5 Tier Average

On-Time Performance – 92% Target

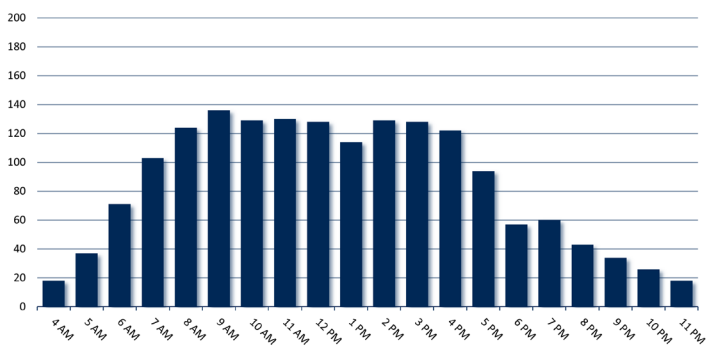
81%

80%

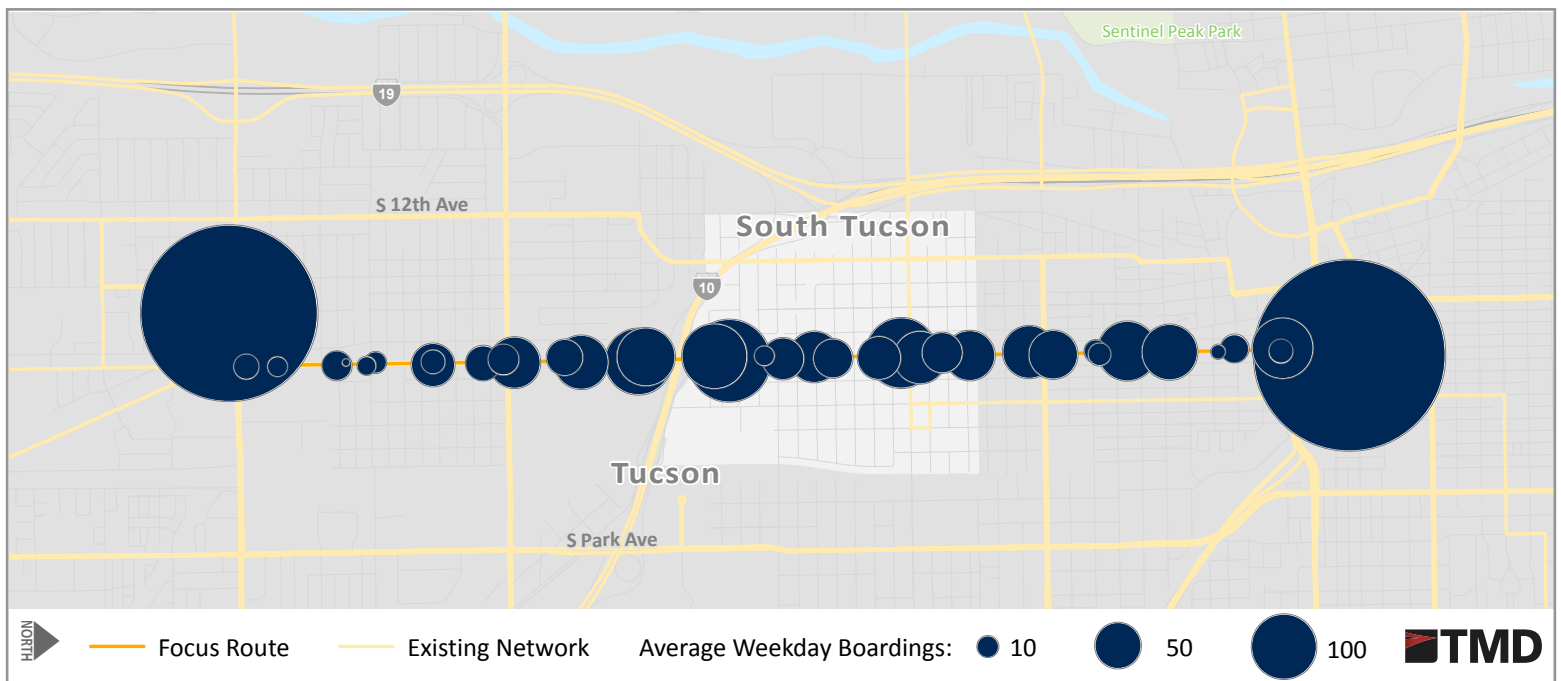
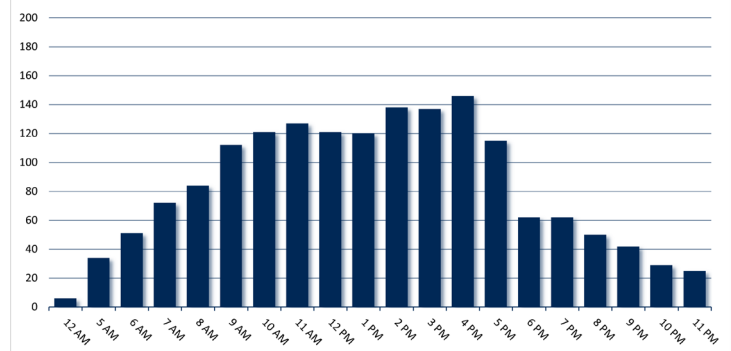
80%

### Weekday Passenger Boardings

Northbound



Southbound





# Route 19

## Stone Ave

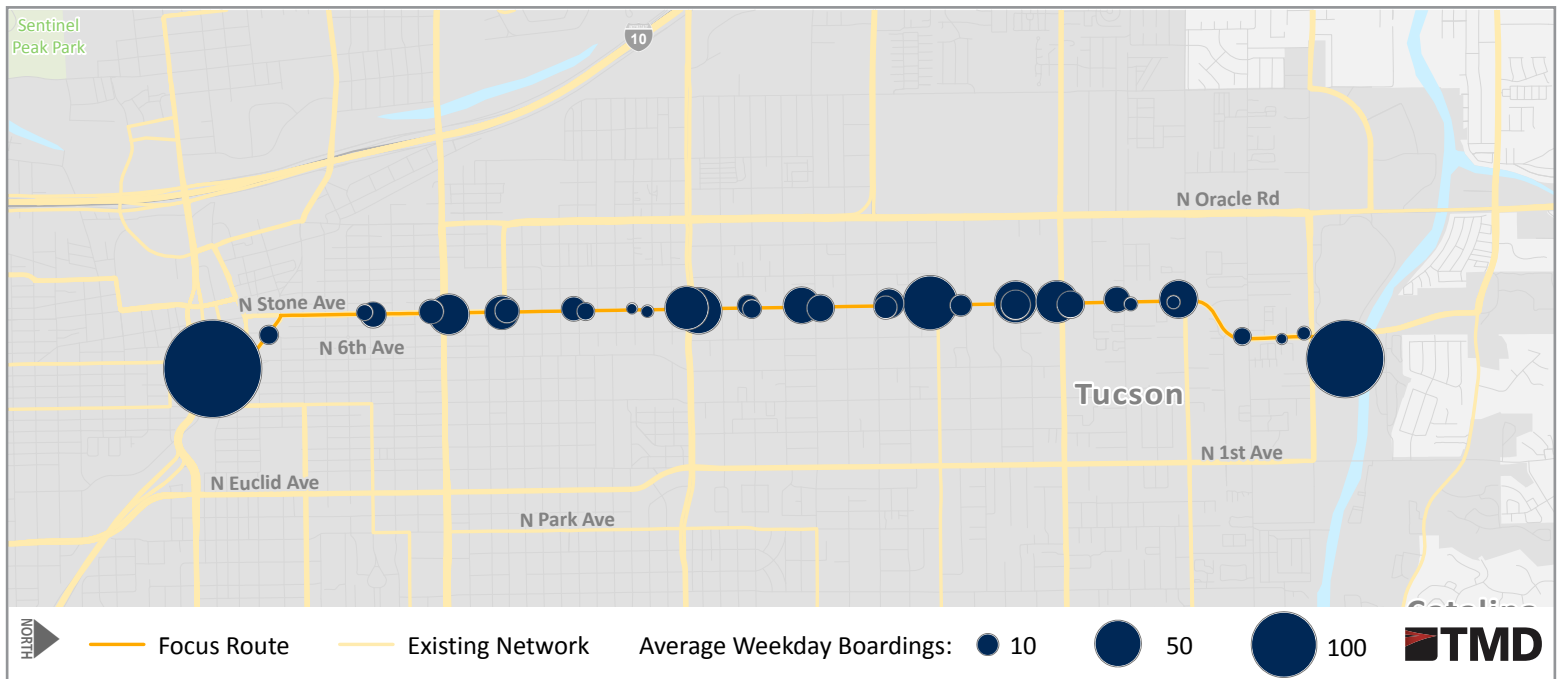
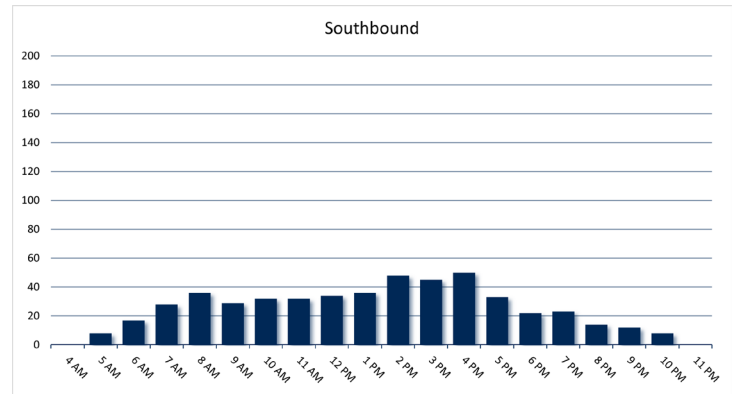
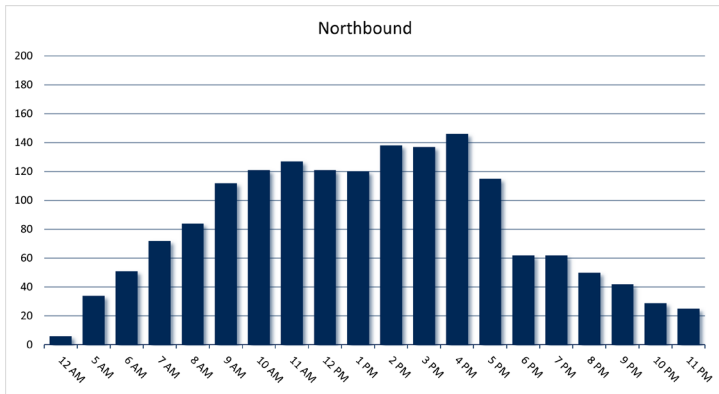
Key Destinations: TTC, Tucson Mall, Amphi High School, PCC Downtown, RTC



### Route Performance:

	Weekday	Saturday	Sunday
Peak Frequency – In minutes	30	30	60
Hours of Operation	5:00 am - 10:00 pm	7:00 am - 8:00 pm	7:00 am - 7:00 pm
Daily Passenger Boardings	977 20 System Rank	754 14 System Rank	391 19 System Rank
Productivity – Passengers per revenue hour	32.4 24.5 Tier Average	28.8 25.0 Tier Average	28.1 22.5 Tier Average
On-Time Performance – 92% Target	77%	80%	80%

### Weekday Passenger Boardings



# Route 21 Congress/Silverbell

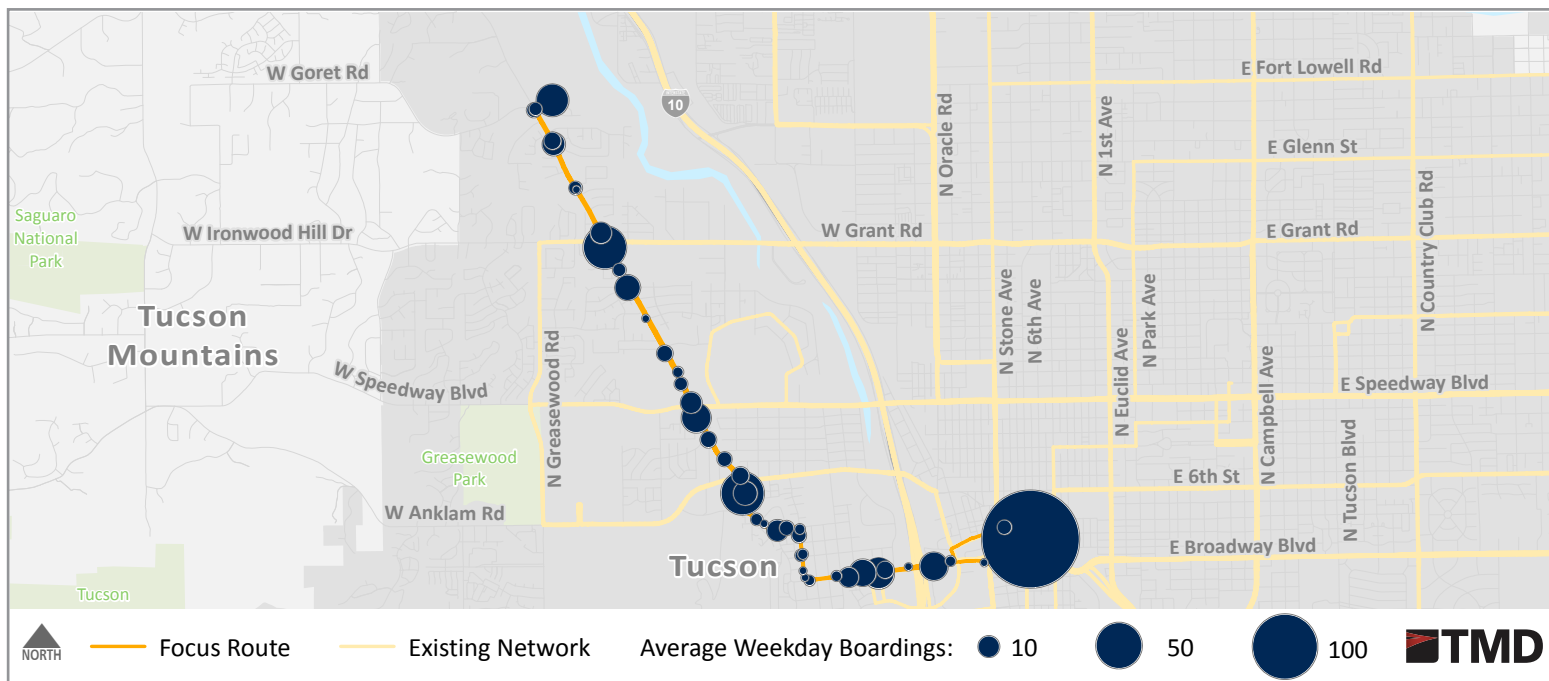
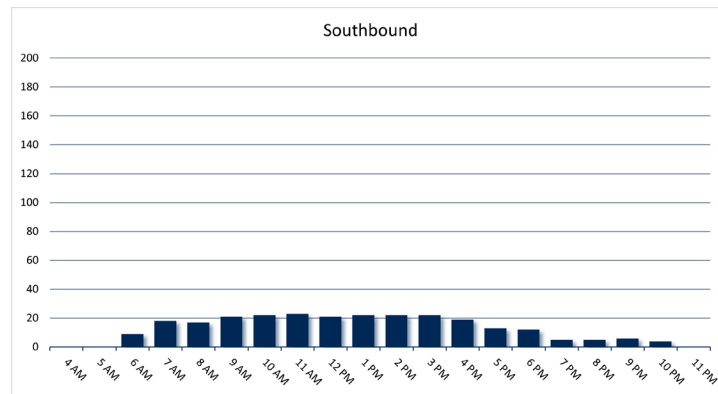
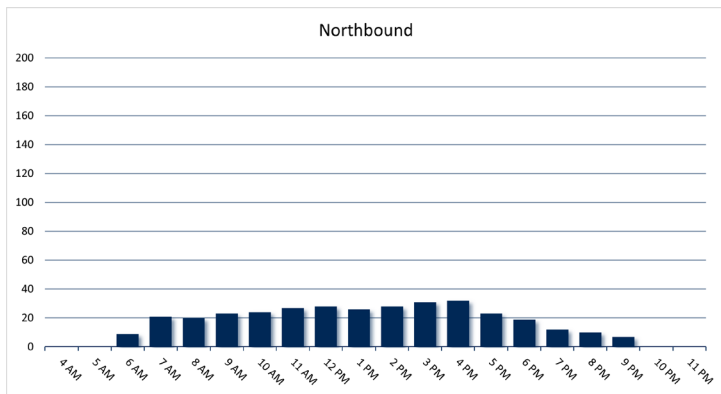
Key Destinations: Pima County Government, RTC, ADA Eligibility/Special Services Office, City Hall, El Rio Community Health Center, St Mary's Hospital



## Route Performance:

	Weekday	Saturday	Sunday
Peak Frequency – In minutes	30	30	30
Hours of Operation	6:00 am - 9:00 pm	6:00 am - 8:00 pm	7:00 am - 7:00 pm
Daily Passenger Boardings	601 26 System Rank	454 20 System Rank	371 20 System Rank
Productivity – Passengers per revenue hour	21.1 24.5 Tier Average	16.1 25.0 Tier Average	14.8 22.5 Tier Average
On-Time Performance – 92% Target	84%	83%	83%

## Weekday Passenger Boardings



# Route 22

## El Rio/W. Speedway

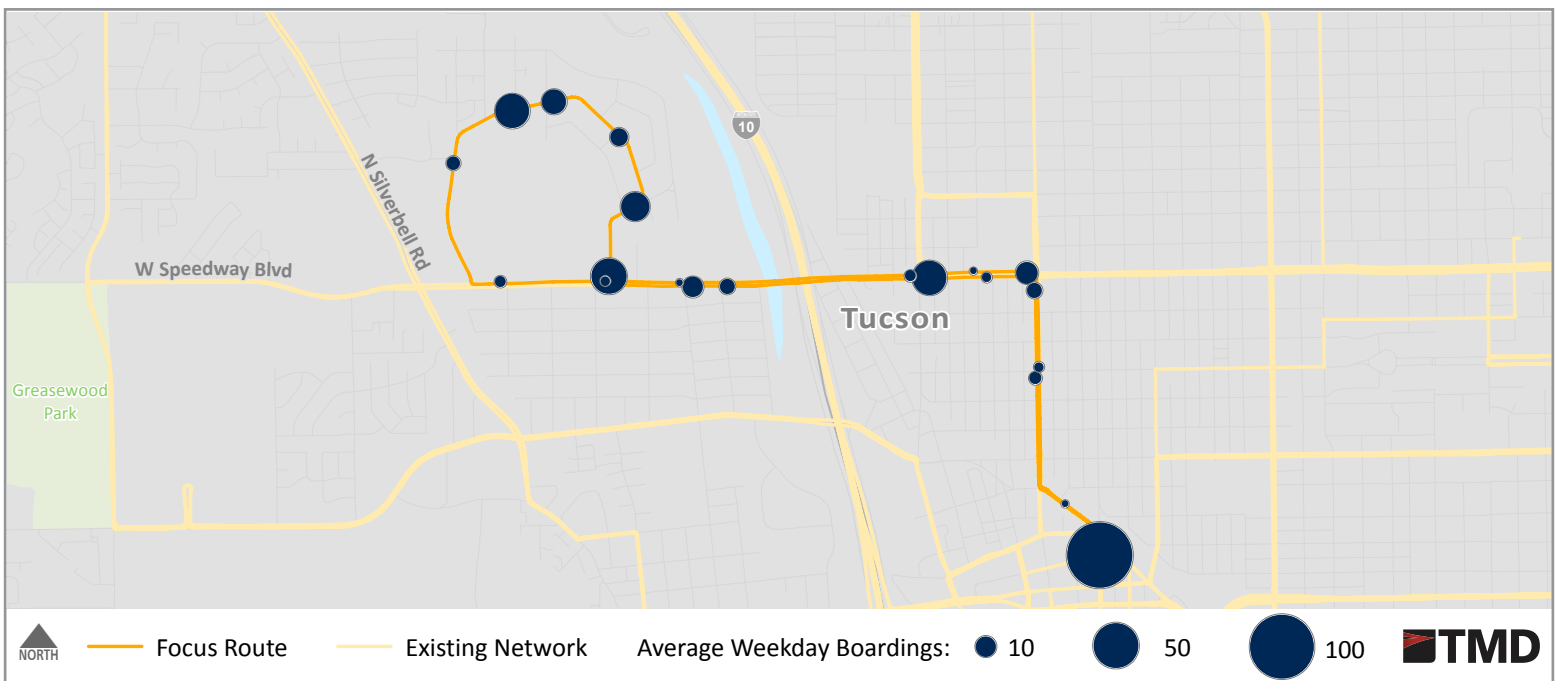
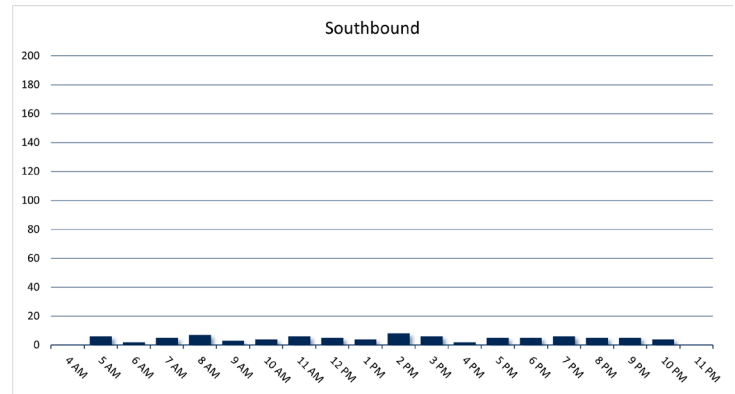
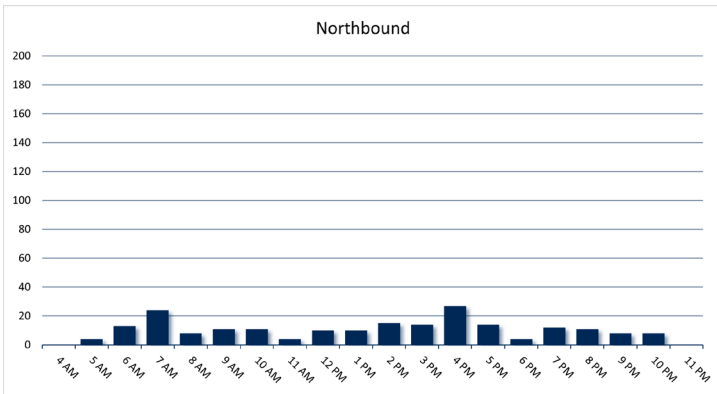
Key Destinations: El Rio Neighborhood Center, Salvation Army Hospitality House, PCC Downtown Campus, RTC



### Route Performance:

	Weekday	Saturday	Sunday
Peak Frequency – In minutes	30	60	60
Hours of Operation	5:00 am - 10:00 pm	6:00 am - 8:00 pm	7:00 am - 8:00 pm
Daily Passenger Boardings	296 <small>30 System Rank</small>	160 <small>30 System Rank</small>	113 <small>30 System Rank</small>
Productivity – Passengers per revenue hour	16.8 <small>24.5 Tier Average</small>	20.1 <small>25.0 Tier Average</small>	12.9 <small>22.5 Tier Average</small>
On-Time Performance – 92% Target	58%	78%	78%

### Weekday Passenger Boardings



# Route 23 Mission Road

Key Destinations: RTC, La Frontera Center, Pima County Service Center, Cholla High School, Spectrum Mall, LTC



## Route Performance:

Weekday

Saturday

Peak Frequency – In minutes

30

60

60

Hours of Operation

5:00 am - 10:00 pm

7:00 am - 7:00 pm

7:00 am - 6:00 pm

Daily Passenger Boardings

1,233

18 System Rank

584

18 System Rank

449

17 System Rank

Productivity – Passengers per revenue hour

19.0

24.5 Tier Average

21.4

25.0 Tier Average

18.5

22.5 Tier Average

On-Time Performance – 92% Target

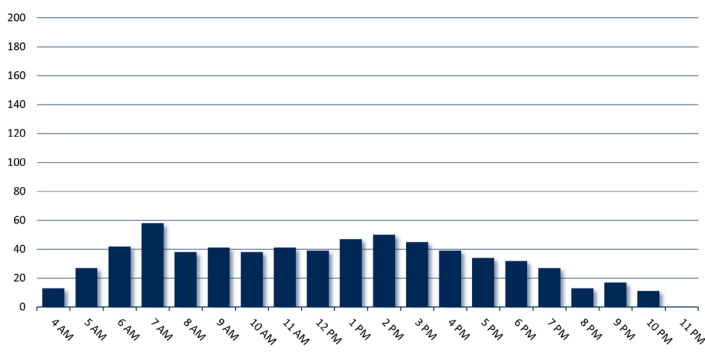
73%

74%

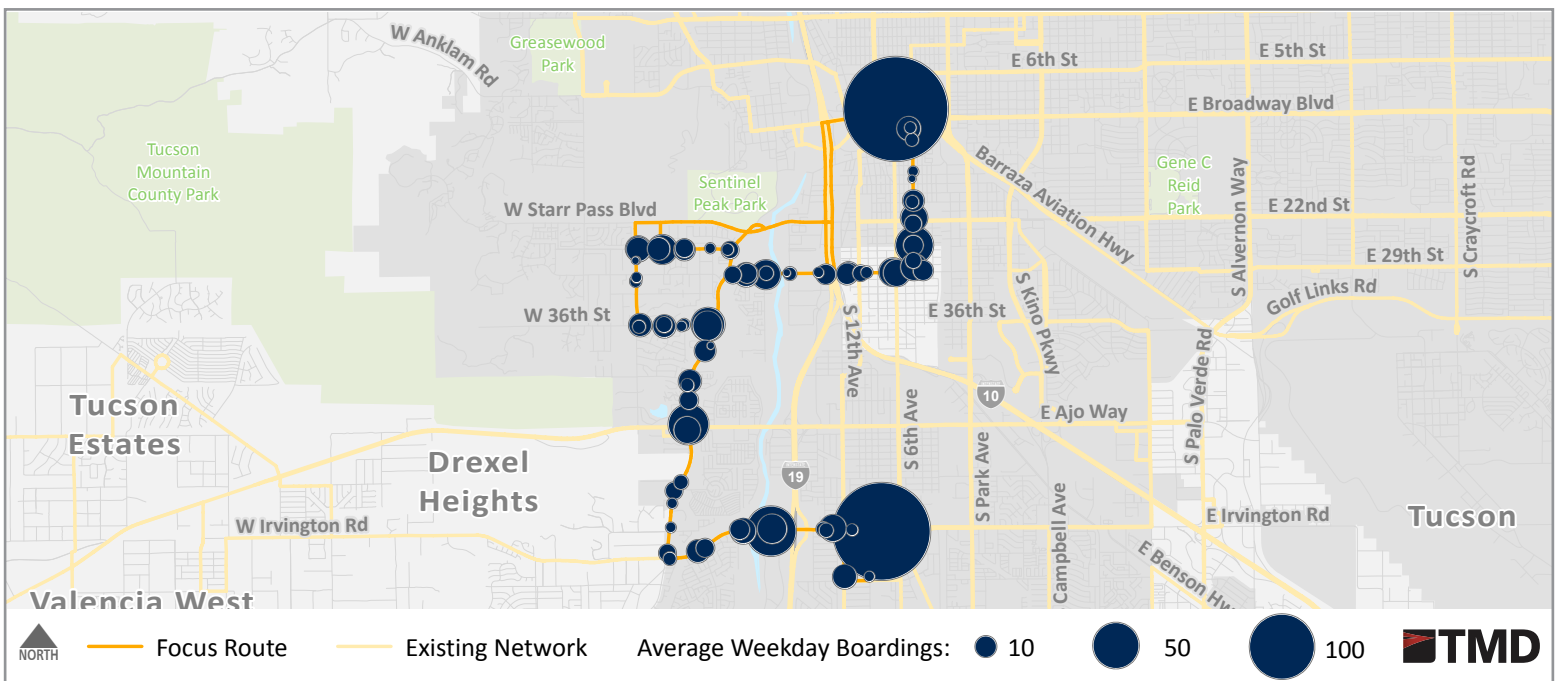
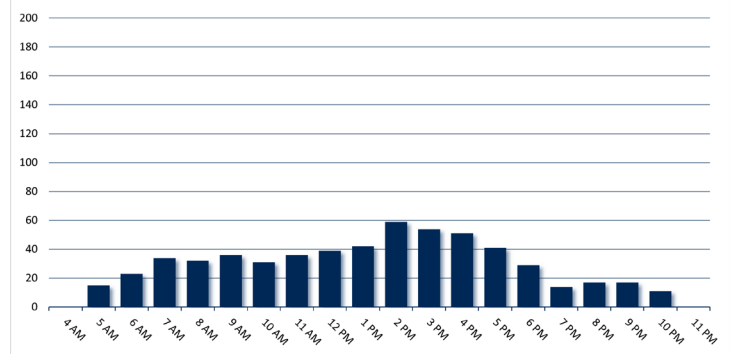
74%

## Weekday Passenger Boardings

Northbound



Southbound



# Route 24

## S 12th Ave

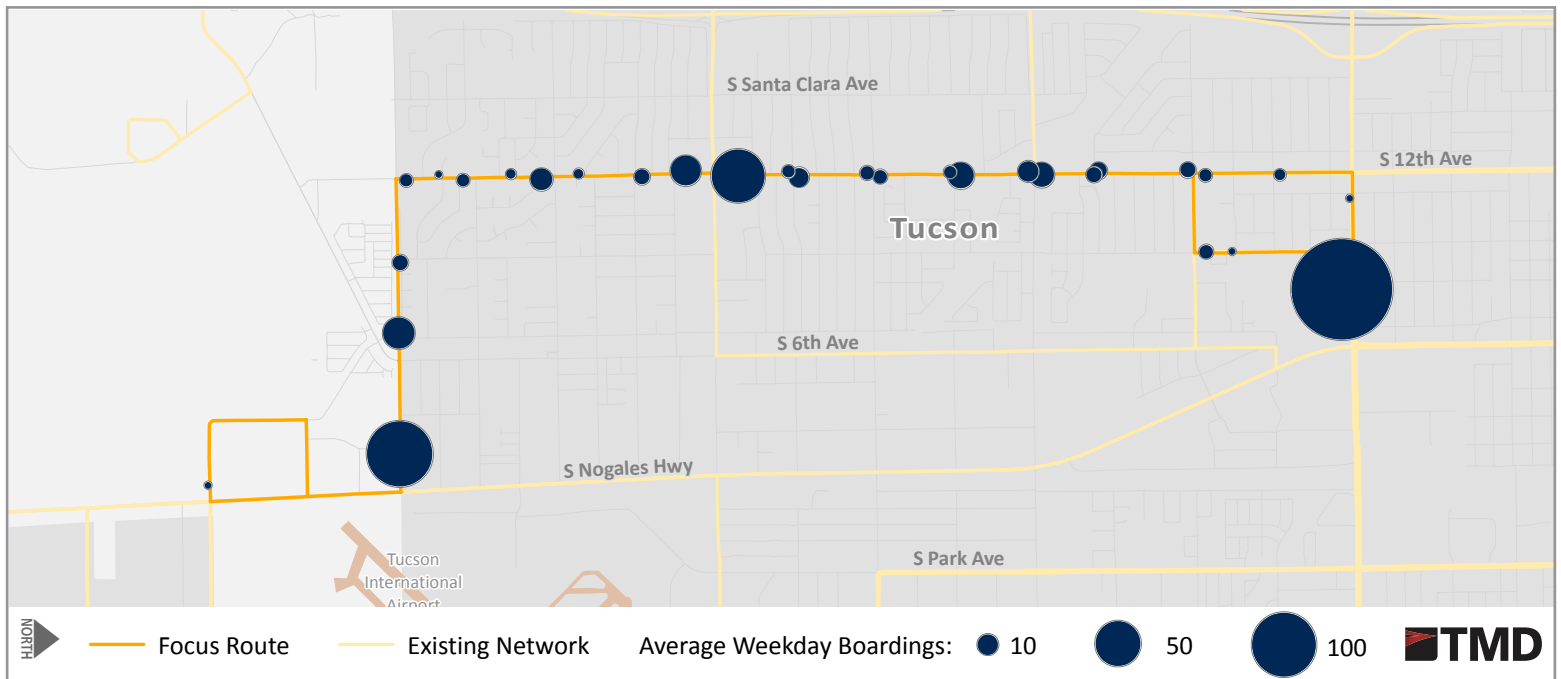
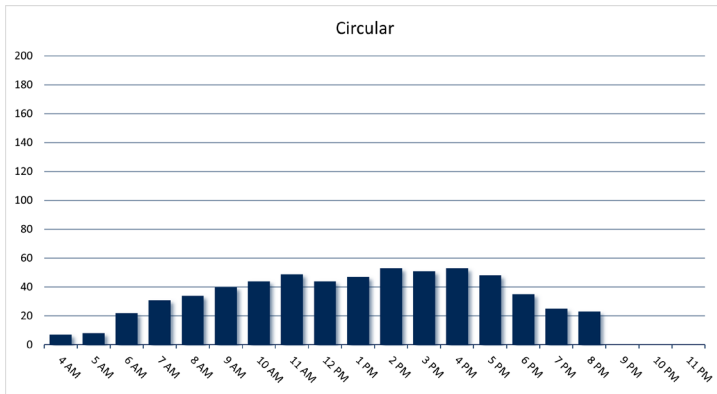
Key Destinations: LTC, El Pueblo Neighborhood Center, Desert Diamond Casino



### Route Performance:

	Weekday	Saturday	Sunday
Peak Frequency – In minutes	30	60	60
Hours of Operation	4:00 am - 8:00 pm	6:00 am - 8:00 pm	7:00 am - 7:00 pm
Daily Passenger Boardings	614 <small>25 System Rank</small>	351 <small>25 System Rank</small>	248 <small>26 System Rank</small>
Productivity – Passengers per revenue hour	21.9 <small>24.5 Tier Average</small>	33.6 <small>25.0 Tier Average</small>	28.1 <small>22.5 Tier Average</small>
On-Time Performance – 92% Target	85%	88%	88%

### Weekday Passenger Boardings



# Route 25

## S Park Ave

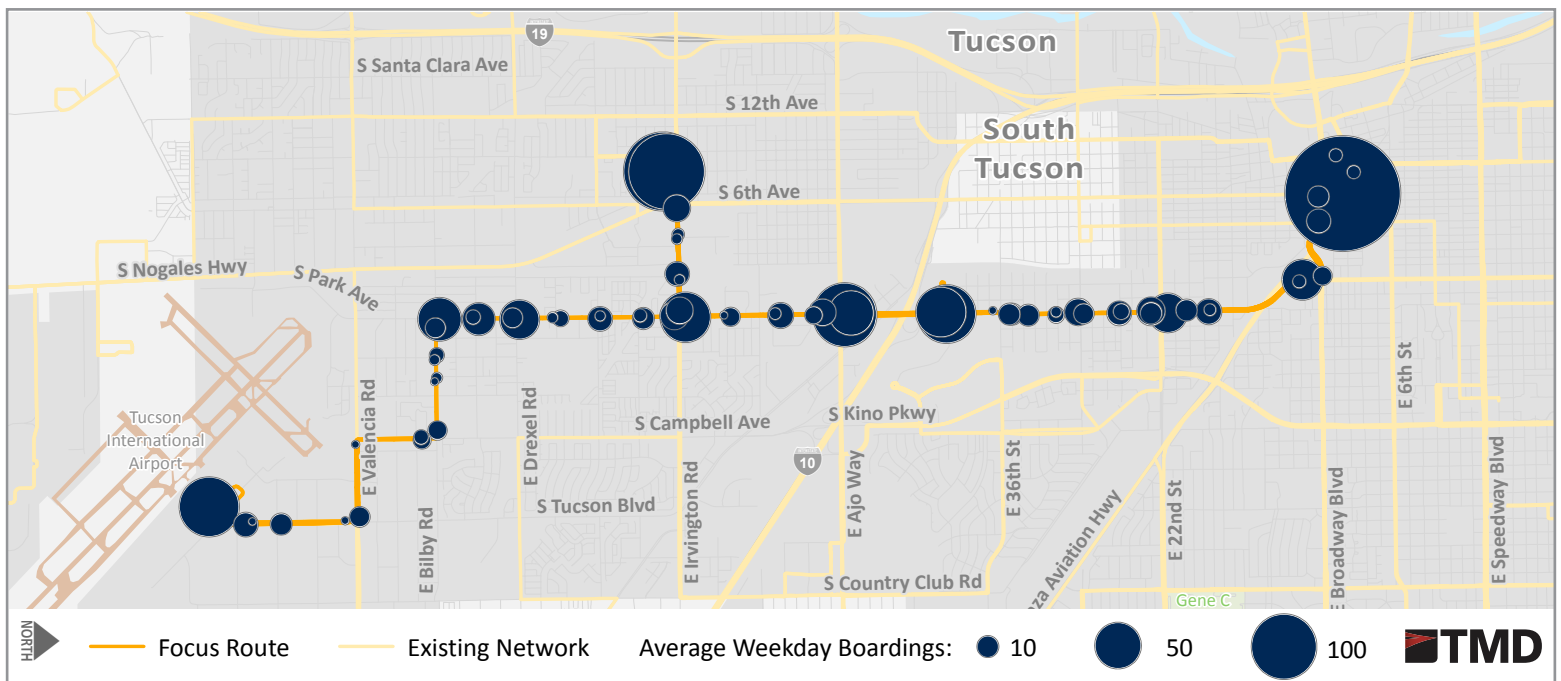
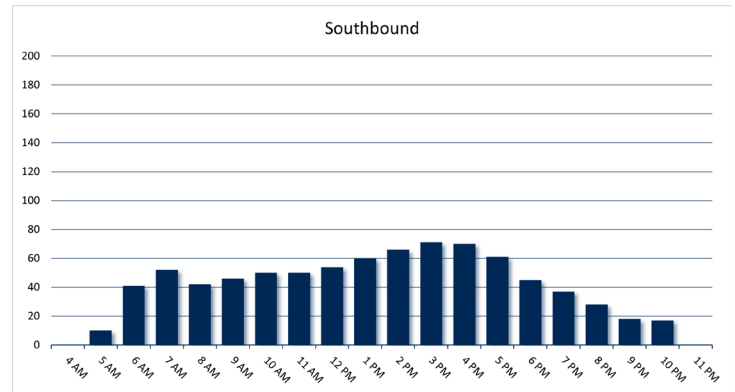
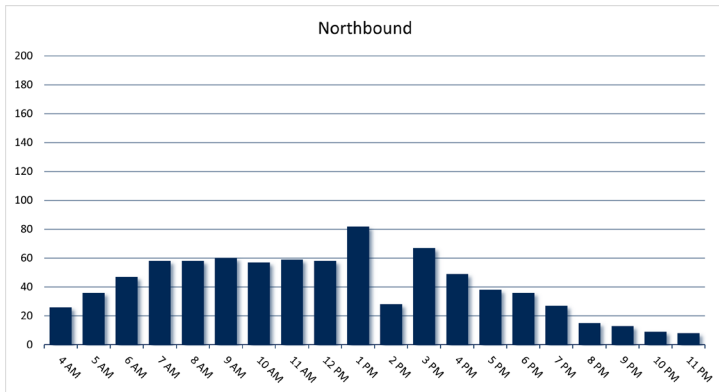
Key Destinations: RTC, Innovation Tech High School, Tucson Marketplace, La Frontera Center, LTC, Sunnyside High School, Tucson International Airport



### Route Performance:

	Weekday	Saturday	Sunday
Peak Frequency – In minutes	30	30	30
Hours of Operation	5:00 am - 10:00 pm	6:00 am - 8:00 pm	7:00 am - 7:00 pm
Daily Passenger Boardings	1,649 <small>13 System Rank</small>	924 <small>10 System Rank</small>	485 <small>16 System Rank</small>
Productivity – Passengers per revenue hour	24.7 <small>24.5 Tier Average</small>	21.4 <small>25.0 Tier Average</small>	17.9 <small>22.5 Tier Average</small>
On-Time Performance – 92% Target	66%	76%	76%

### Weekday Passenger Boardings



# Route 26 Benson Highway

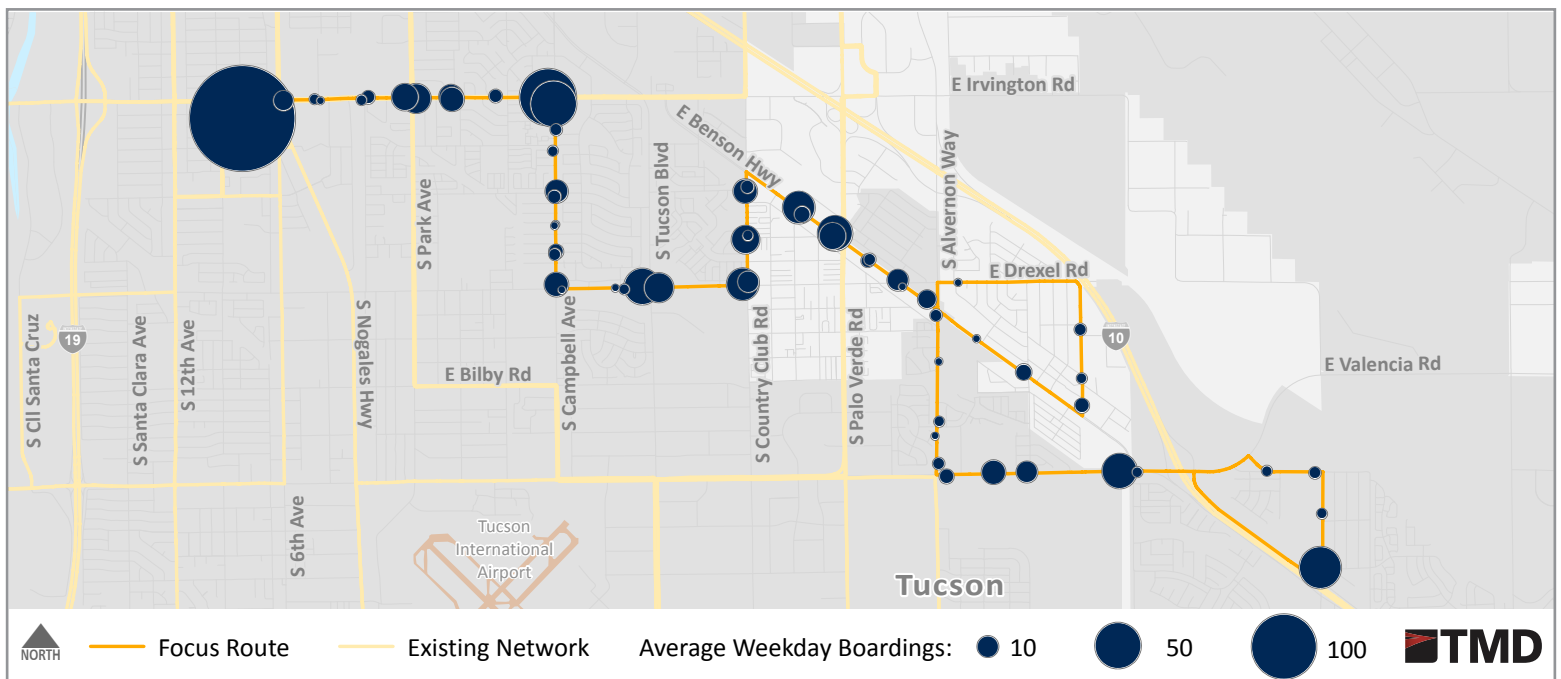
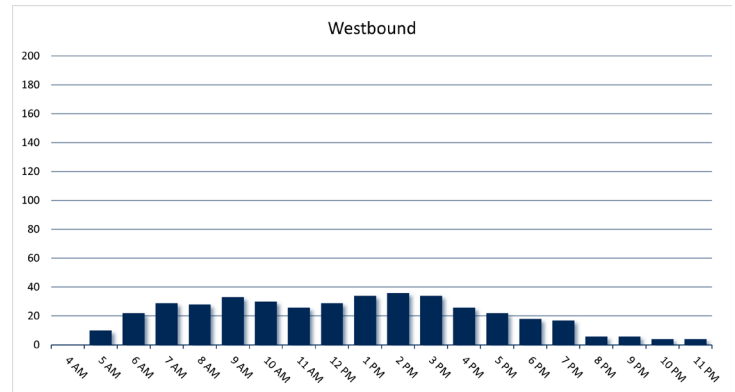
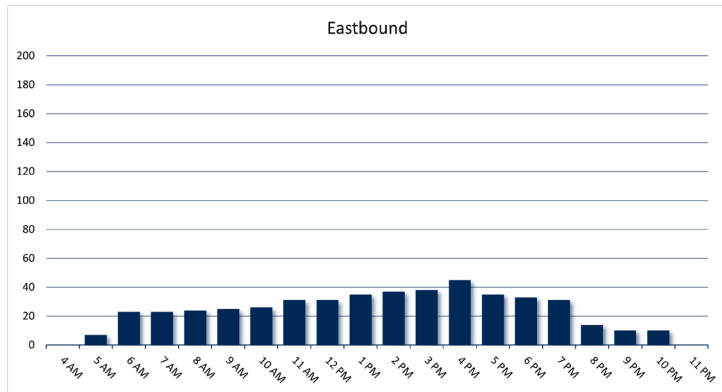
Key Destinations: LTC, El Pueblo Neighborhood Center



## Route Performance:

	Weekday	Saturday	Sunday
Peak Frequency – In minutes	30	60	60
Hours of Operation	5:00 am - 10:00 pm	7:00 am - 8:00 pm	6:00 am - 6:00 pm
Daily Passenger Boardings	892 <small>22 System Rank</small>	419 <small>22 System Rank</small>	346 <small>21 System Rank</small>
Productivity – Passengers per revenue hour	21.7 <small>24.5 Tier Average</small>	22.5 <small>25.0 Tier Average</small>	20.5 <small>22.5 Tier Average</small>
On-Time Performance – 92% Target	75%	74%	74%

## Weekday Passenger Boardings



# Route 27 Midvale Park

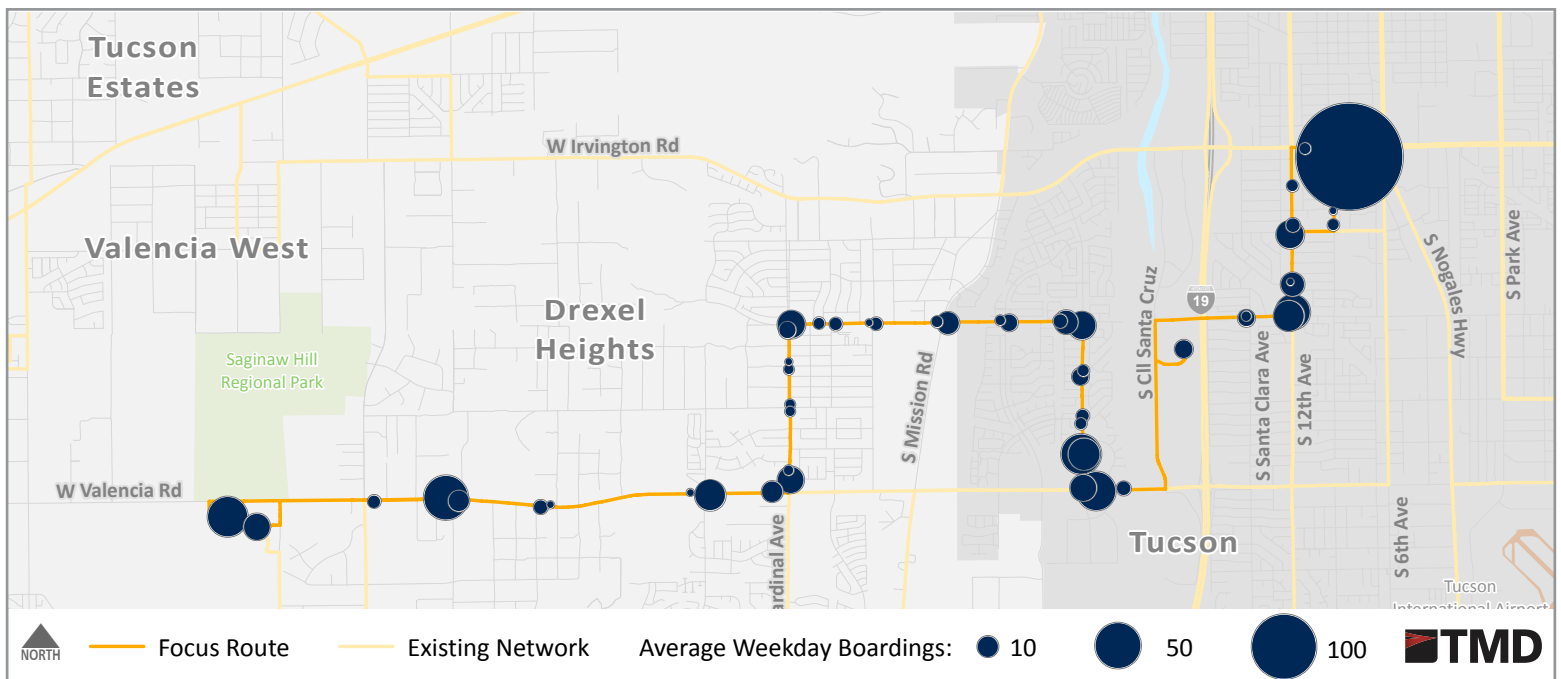
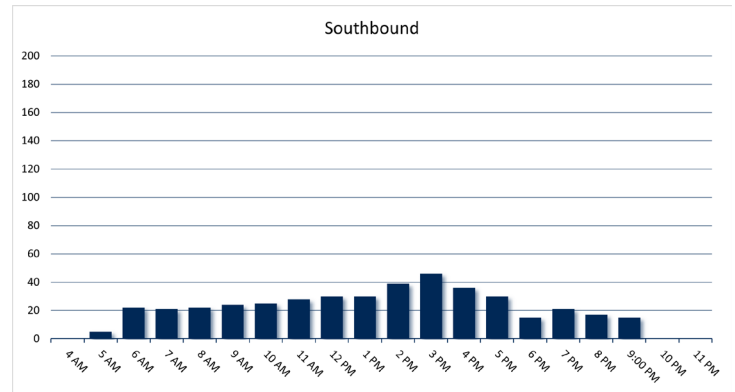
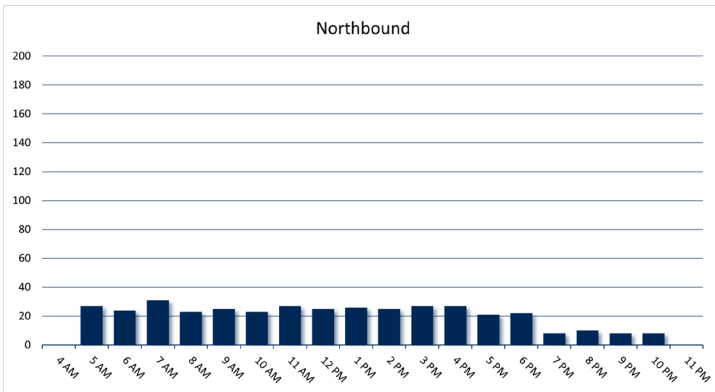
Key Destinations: Casino Del Sol, LTC, El Pueblo Neighborhood Center, Tucson Rodeo Grounds



## Route Performance:

	Weekday	Saturday	Sunday
Peak Frequency – In minutes	30	60	60
Hours of Operation	5:00 am - 9:00 pm	7:00 am - 8:00 pm	7:00 am - 6:00 pm
Daily Passenger Boardings	813 <small>24 System Rank</small>	396 <small>23 System Rank</small>	307 <small>24 System Rank</small>
Productivity – Passengers per revenue hour	15.7 <small>24.5 Tier Average</small>	15.0 <small>25.0 Tier Average</small>	12.9 <small>22.5 Tier Average</small>
On-Time Performance – 92% Target	80%	73%	73%

## Weekday Passenger Boardings





# Route 29 Valencia

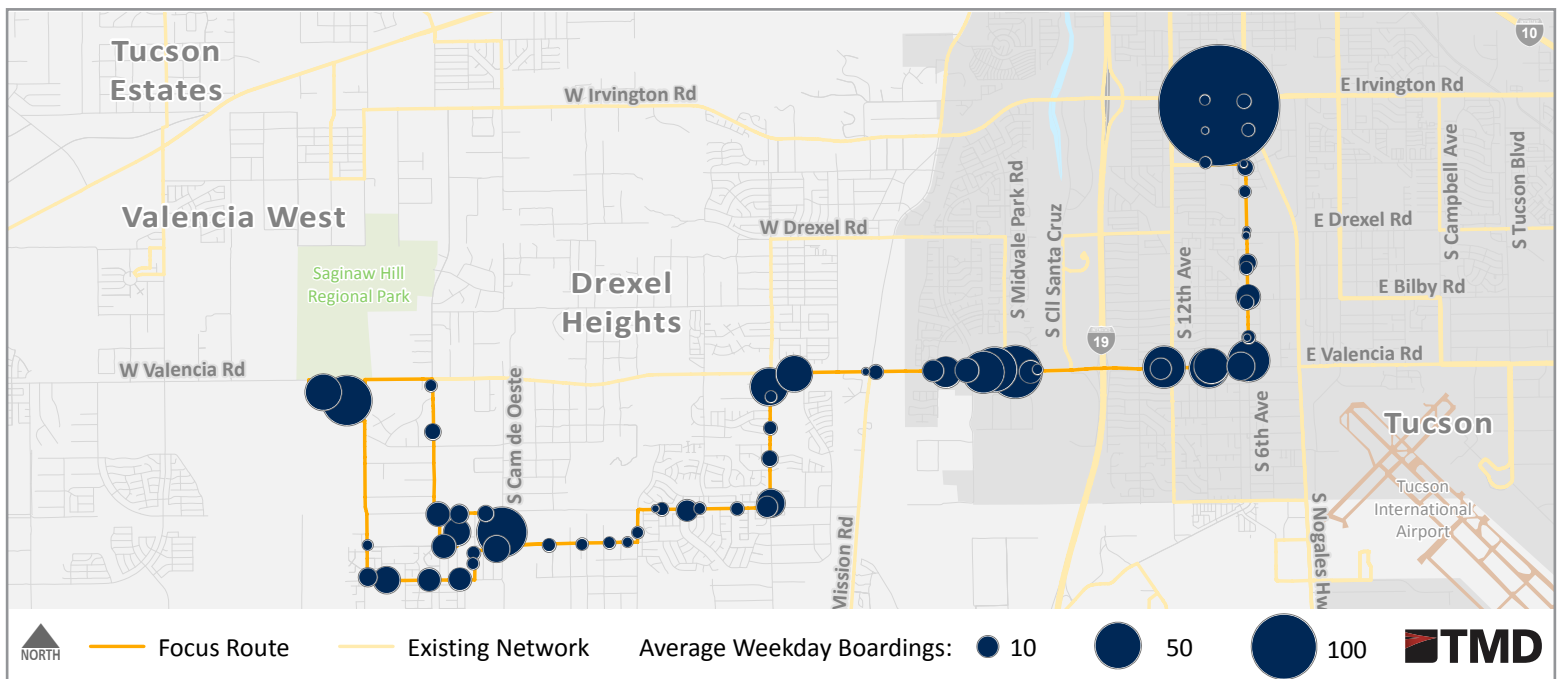
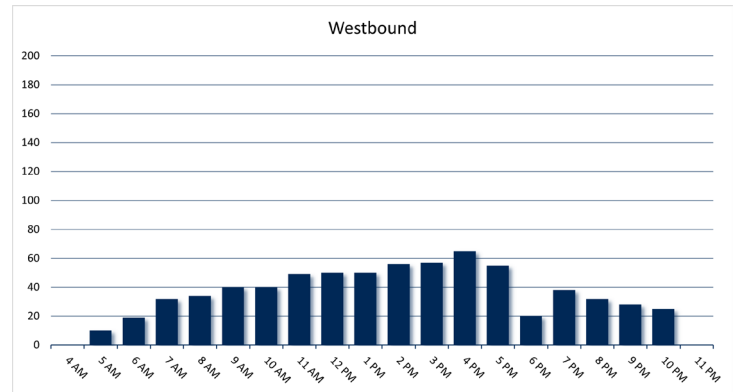
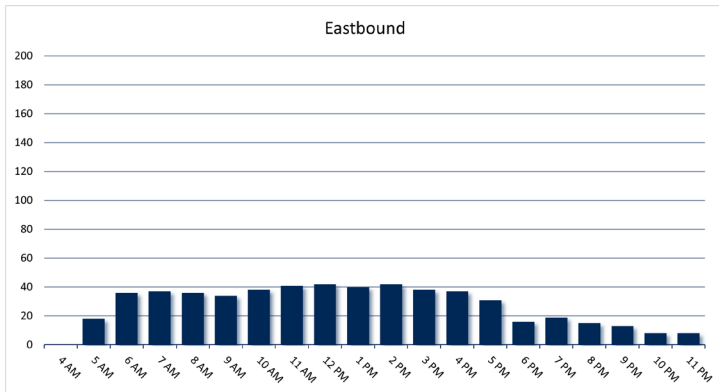
Key Destinations: LTC, El Pueblo Neighborhood Center



## Route Performance:

	Weekday	Saturday	Sunday
Peak Frequency – In minutes	30	60	60
Hours of Operation	5:00 am - 6:00 am	8:00 pm - 7:00 am	8:00 pm - 7:00 am
Daily Passenger Boardings	1,249 17 System Rank	674 17 System Rank	593 14 System Rank
Productivity – Passengers per revenue hour	22.4 24.5 Tier Average	23.7 25.0 Tier Average	20.7 22.5 Tier Average
On-Time Performance – 92% Target	74%	74%	74%

## Weekday Passenger Boardings



# Route 34 Craycroft/Ft Lowell

Key Destinations: TTC, Funtasticks, Tucson Mall, Presidio School, TMC Healthcare, La Frontera Center, Golf Links Sport Complex, DMAFB Main Gate



## Route Performance:

Weekday

Saturday

Peak Frequency – In minutes

20

60

60

Hours of Operation

5:00 am - 10:00 pm

6:00 am - 8:00 pm

7:00 am - 7:00 pm

Daily Passenger Boardings

2,359

8 System Rank

982

9 System Rank

748

8 System Rank

Productivity – Passengers per revenue hour

24.9

24.5 Tier Average

28.9

25.0 Tier Average

25.7

22.5 Tier Average

On-Time Performance – 92% Target

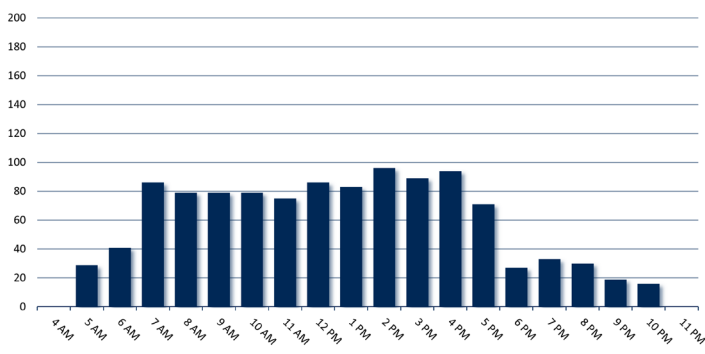
78%

68%

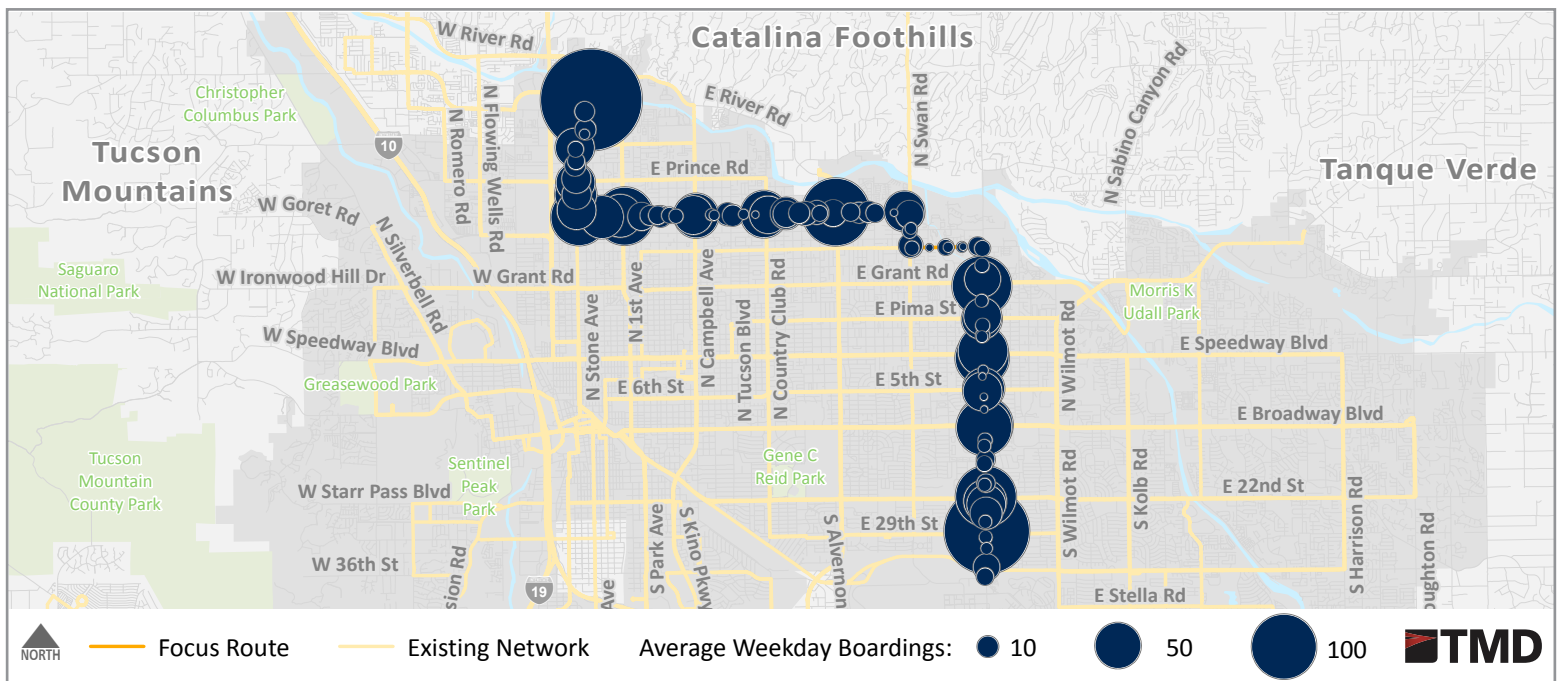
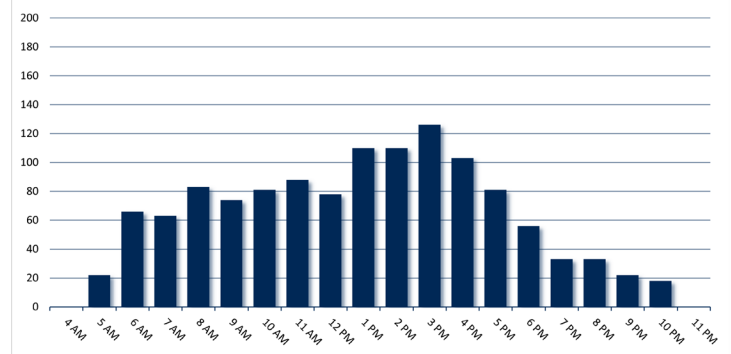
68%

## Weekday Passenger Boardings

Northbound



Southbound



Data Source: APC Data, Feb-May 2022



# Route 37 Pantano

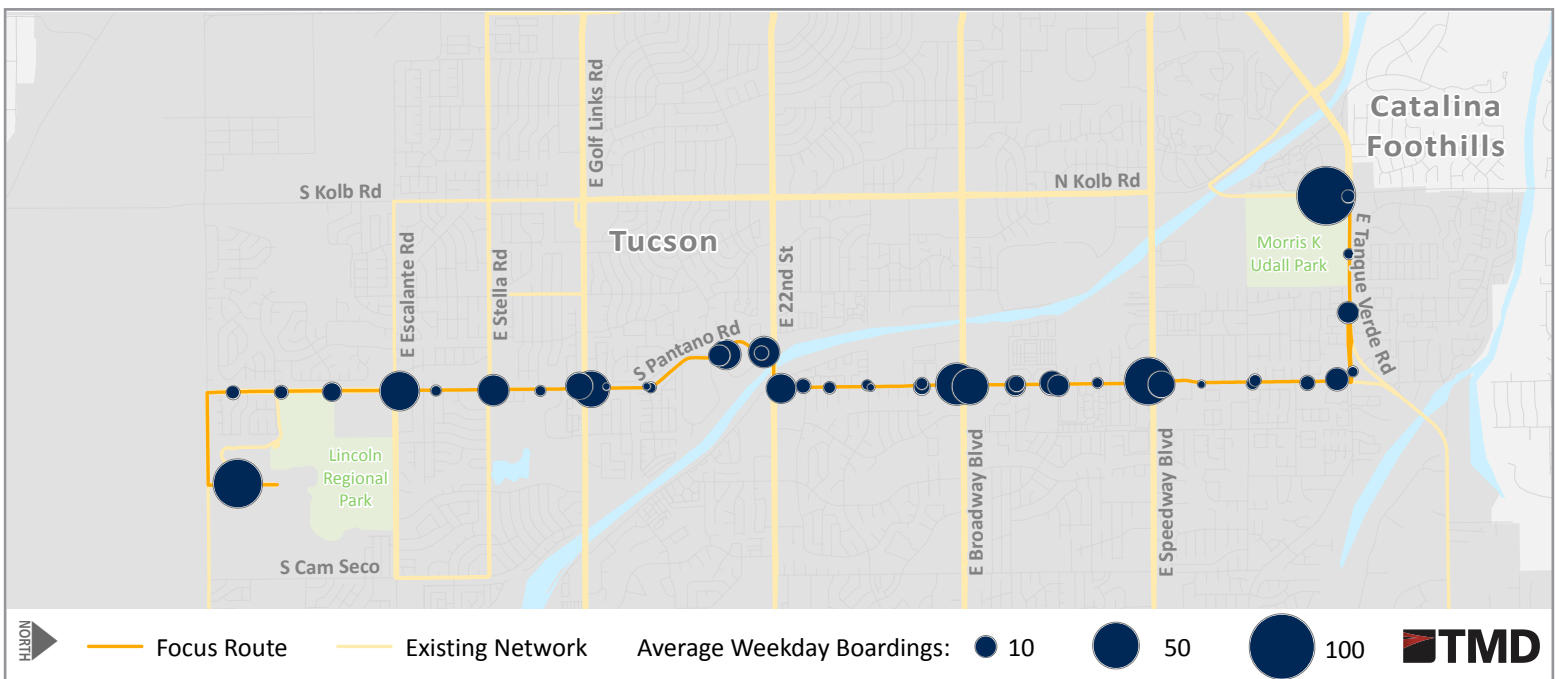
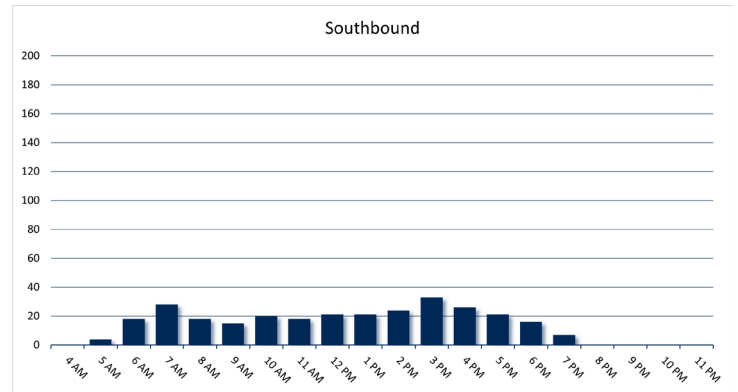
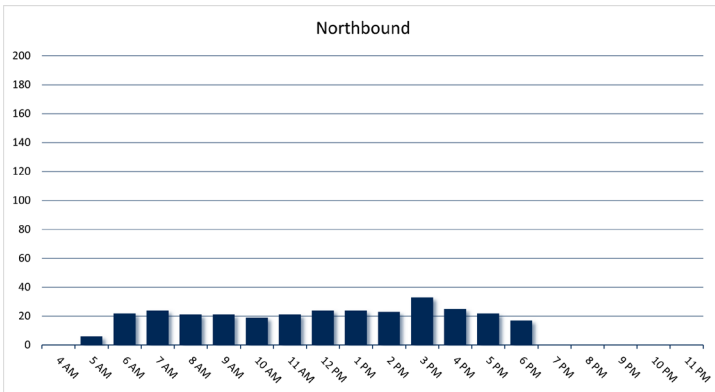
Key Destinations: Santa Rita High School, Ward 4 Office, PCC – East



## Route Performance:

	Weekday	Saturday	Sunday
Peak Frequency – In minutes	30	60	60
Hours of Operation	5:00 am - 6:00 pm	7:00 am - 7:00 pm	7:00 am - 7:00 pm
Daily Passenger Boardings	592 <small>27 System Rank</small>	280 <small>27 System Rank</small>	216 <small>27 System Rank</small>
Productivity – Passengers per revenue hour	15.1 <small>24.5 Tier Average</small>	13.7 <small>25.0 Tier Average</small>	11.5 <small>22.5 Tier Average</small>
On-Time Performance – 92% Target	81%	88%	88%

## Weekday Passenger Boardings



# Route 50 Ajo Way

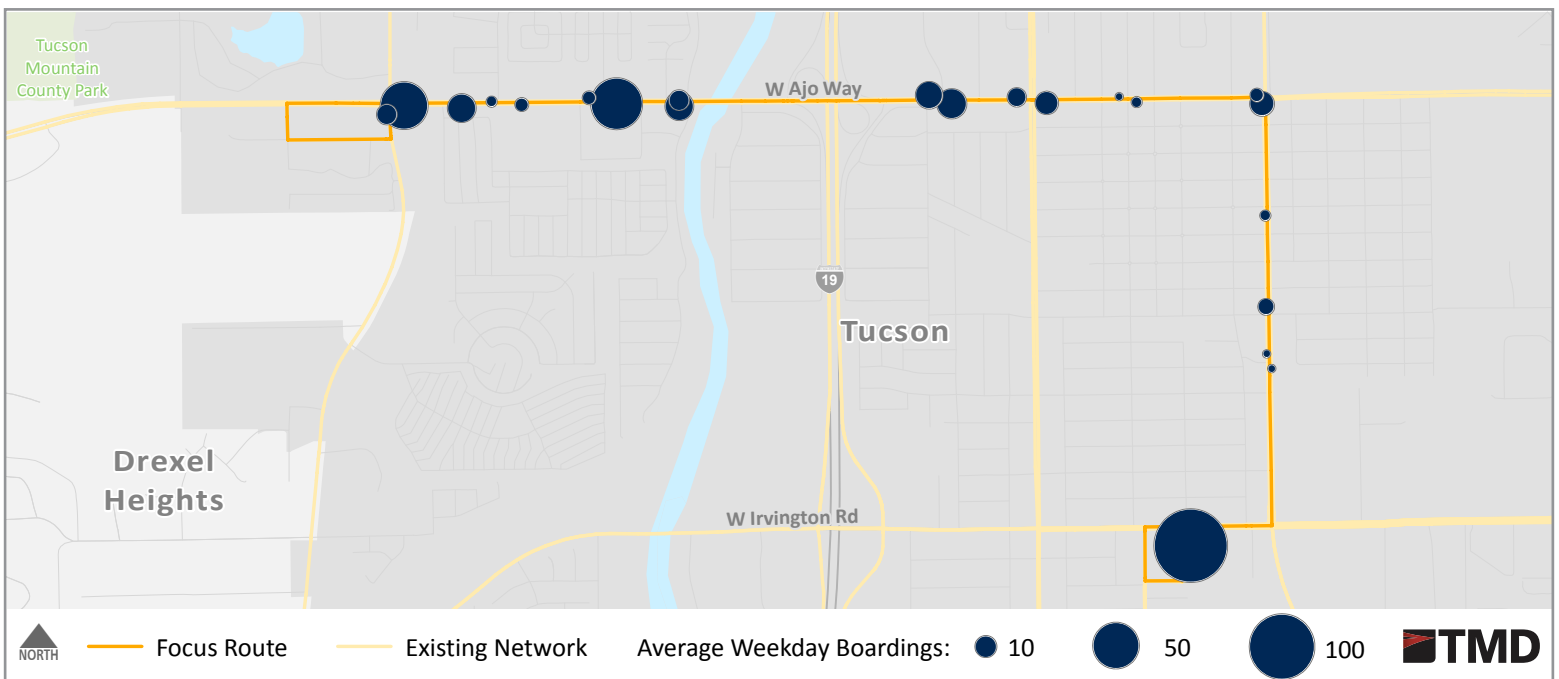
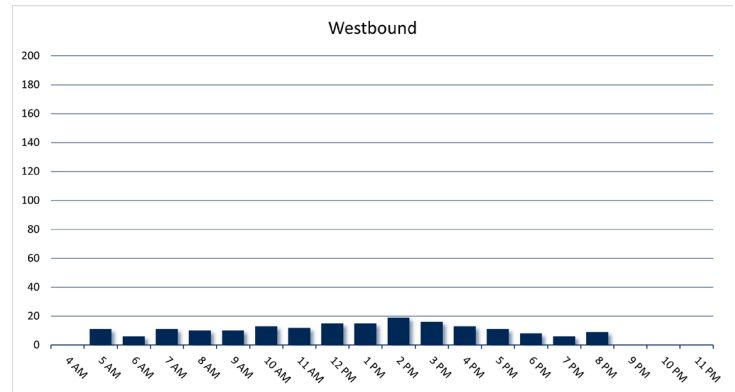
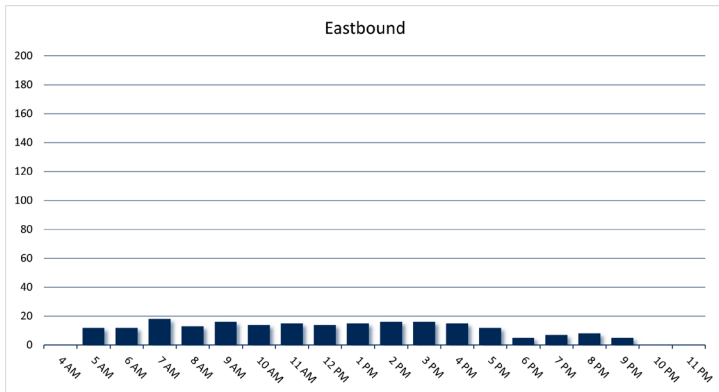
Key Destinations: LTC, El Pueblo Community Center, Tucson Rodeo Grounds, Santa Cruz River Park, Kennedy Park



## Route Performance:

	Weekday	Saturday	Sunday
Peak Frequency – In minutes	30	60	60
Hours of Operation	5:00 am - 8:00 pm	6:00 am - 6:00 pm	8:00 am - 6:00 pm
Daily Passenger Boardings	398 <small>29 System Rank</small>	212 <small>29 System Rank</small>	156 <small>29 System Rank</small>
Productivity – Passengers per revenue hour	19.2 <small>24.5 Tier Average</small>	23.3 <small>25.0 Tier Average</small>	18.8 <small>22.5 Tier Average</small>
On-Time Performance – 92% Target	73%	91%	91%

## Weekday Passenger Boardings



# Route 61 La Cholla

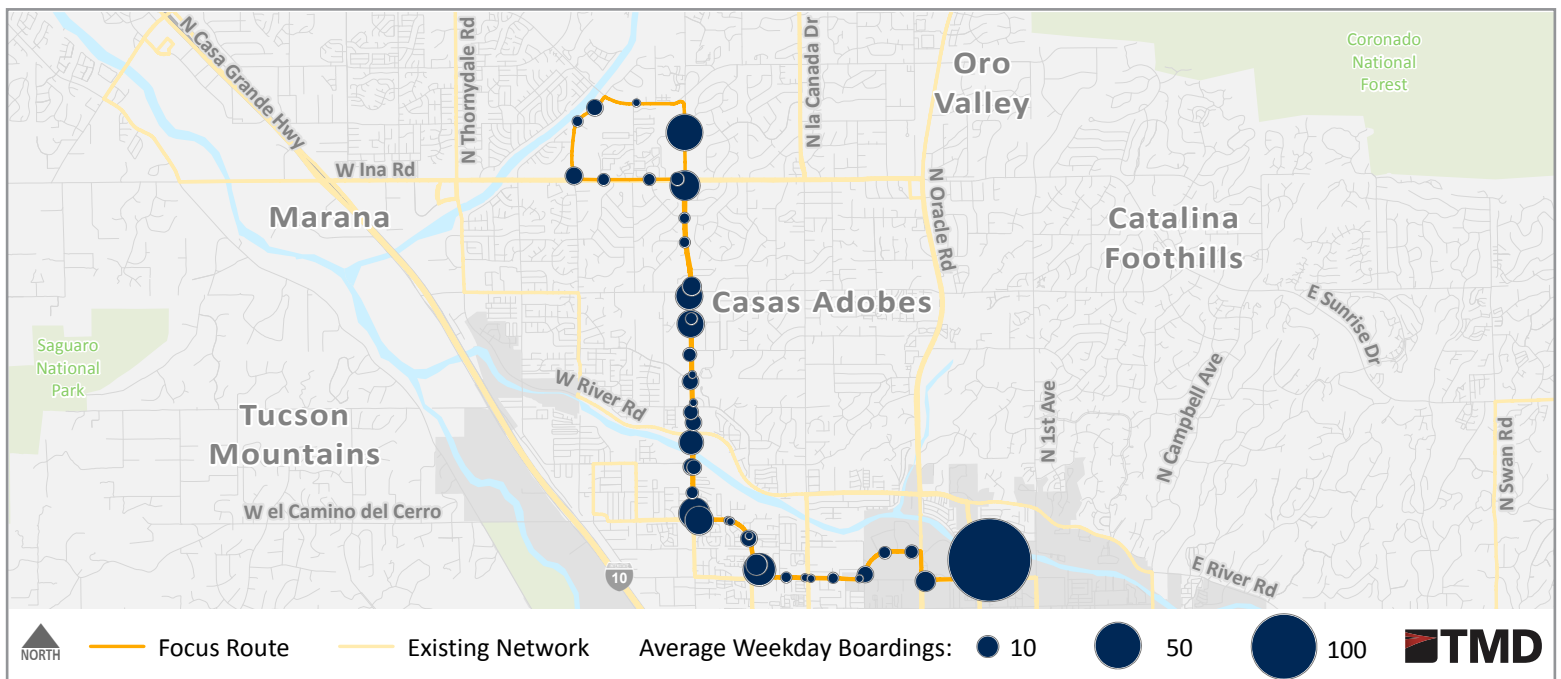
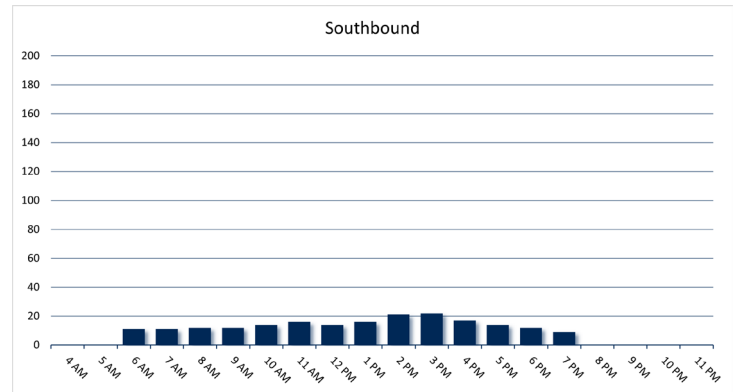
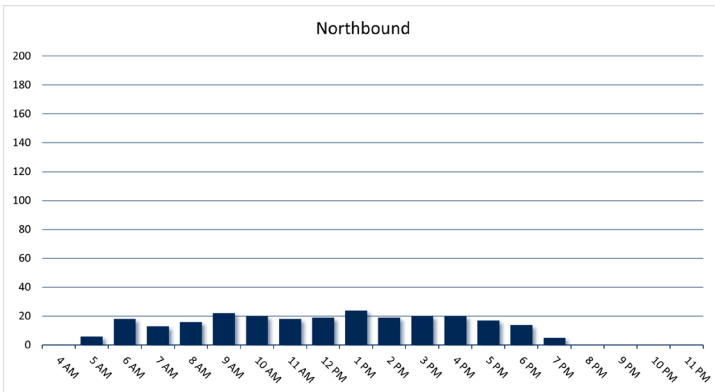
Key Destinations: TTC, Funtasticks, Tucson Mall, Northwest Medical Center, Foothills Mall, Pima County Sheriff's Office, MVD, PCC - NW, YMCA



## Route Performance:

	Weekday	Saturday	Sunday
Peak Frequency – In minutes	30	60	60
Hours of Operation	6:00 am - 7:00 pm	6:00 am - 6:00 pm	7:00 am - 6:00 pm
Daily Passenger Boardings	452 28 System Rank	226 28 System Rank	189 28 System Rank
Productivity – Passengers per revenue hour	13.3 24.5 Tier Average	12.3 25.0 Tier Average	10.2 22.5 Tier Average
On-Time Performance – 92% Target	77%	80%	80%

## Weekday Passenger Boardings



# Route 401 N Oracle/Catalina

Key Destinations: Golder Ranch Commercial Center, Ventana Medical Systems, Oro Valley Marketplace, Oro Valley Hospital, Honeywell, Rooney Ranch Shopping Center, CDO High School



## Route Performance:

### Weekday

### Saturday

Peak Frequency – In minutes

60

-

-

Hours of Operation

6:00 am - 4:00 pm

-

-

Daily Passenger Boardings

36

37 System Rank

-

- System Rank

-

- System Rank

Productivity – Passengers per revenue hour

1.5

3.7 Tier Average

-

- Tier Average

-

- Tier Average

On-Time Performance – 92% Target

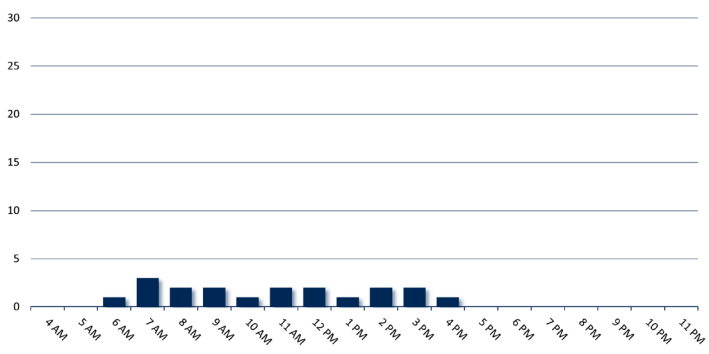
Not Available

-

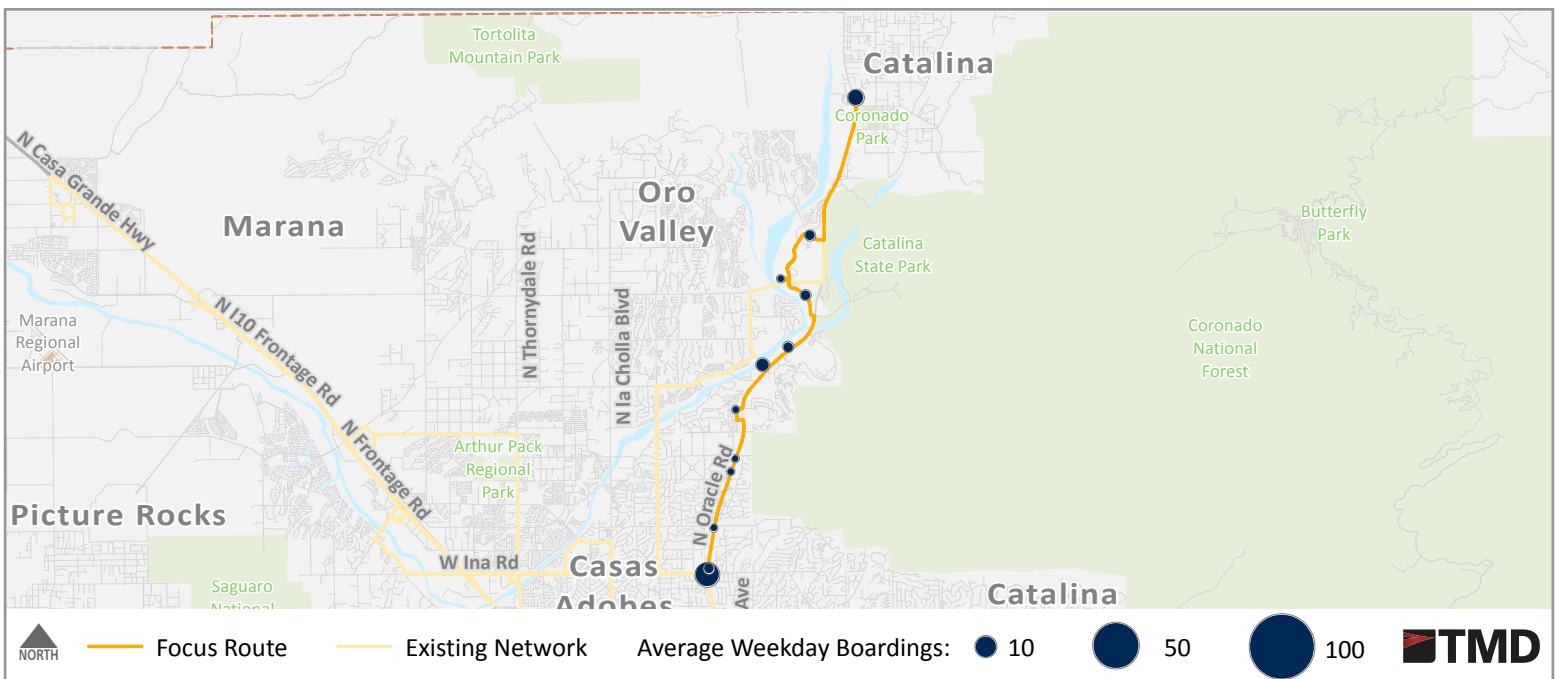
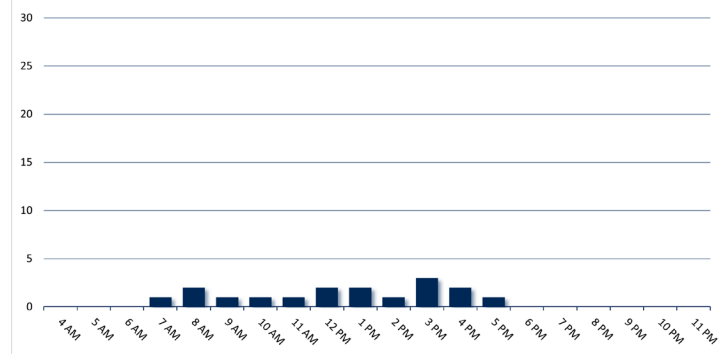
-

## Weekday Passenger Boardings

Northbound



Southbound



# Route 412

## Thornydale/Dove Mountain

Key Destinations: Tucson Premium Outlets, Pima County JTED, Tucson Mall, TTC



### Route Performance:

Weekday

Saturday

Peak Frequency – In minutes

60

60

-

Hours of Operation

6:00 am - 7:00 pm

9:00 am - 2:00 pm

-

Daily Passenger Boardings

65

34 System Rank

22

32 System Rank

- System Rank

Productivity – Passengers per revenue hour

4.8

3.7 Tier Average

3.7

5.6 Tier Average

- Tier Average

On-Time Performance – 92% Target

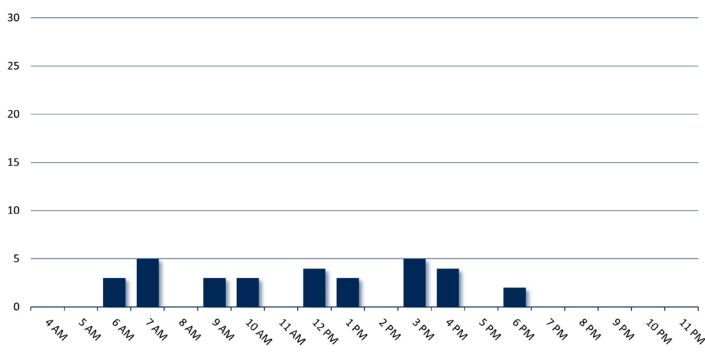
67%

Not Available

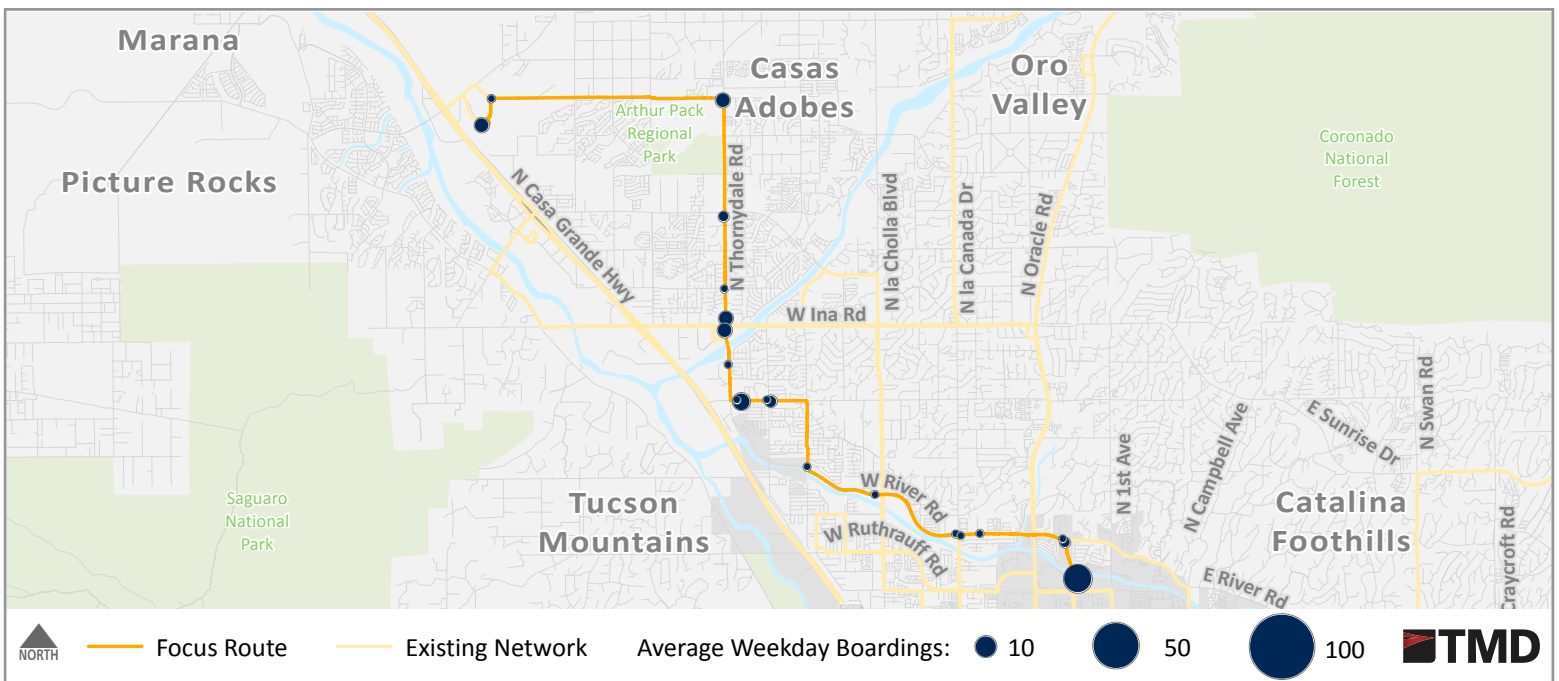
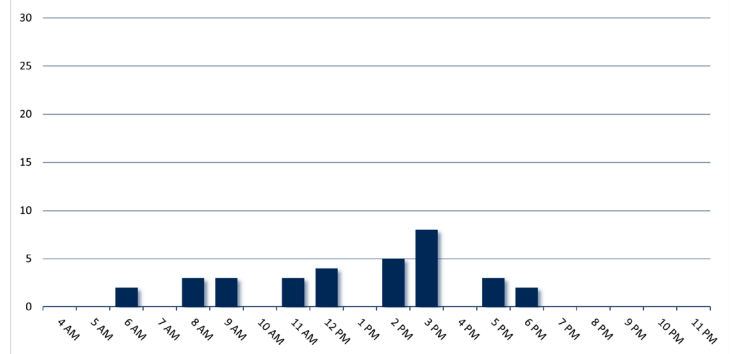
-

### Weekday Passenger Boardings

Northbound



Southbound



Data Source: APC Data, Feb-May 2022



# Route 413

## Marana/I-10

Key Destinations: Marana Health Center, Marana Municipal Complex, Rillito Rec Center, Tucson Premium Outlets, Walmart, Arizona Pavilions



### Route Performance:

Weekday

Saturday

Peak Frequency – In minutes

60

60

-

Hours of Operation

7:00 am - 5:00 pm

9:00 am - 2:00 pm

-

Daily Passenger Boardings

34

38 System Rank

9

33 System Rank

- System Rank

Productivity – Passengers per revenue hour

2.7

3.7 Tier Average

1.2

5.6 Tier Average

- Tier Average

On-Time Performance – 92% Target

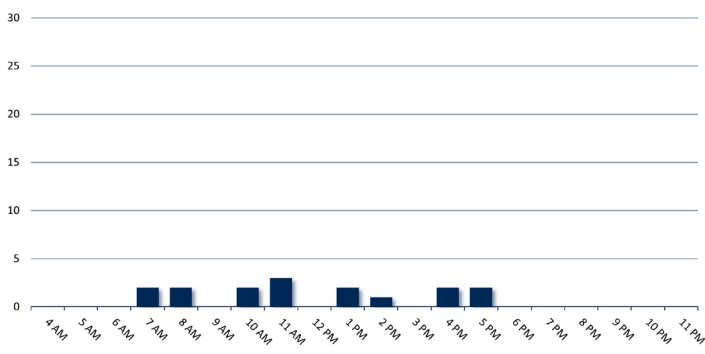
Not Available

Not Available

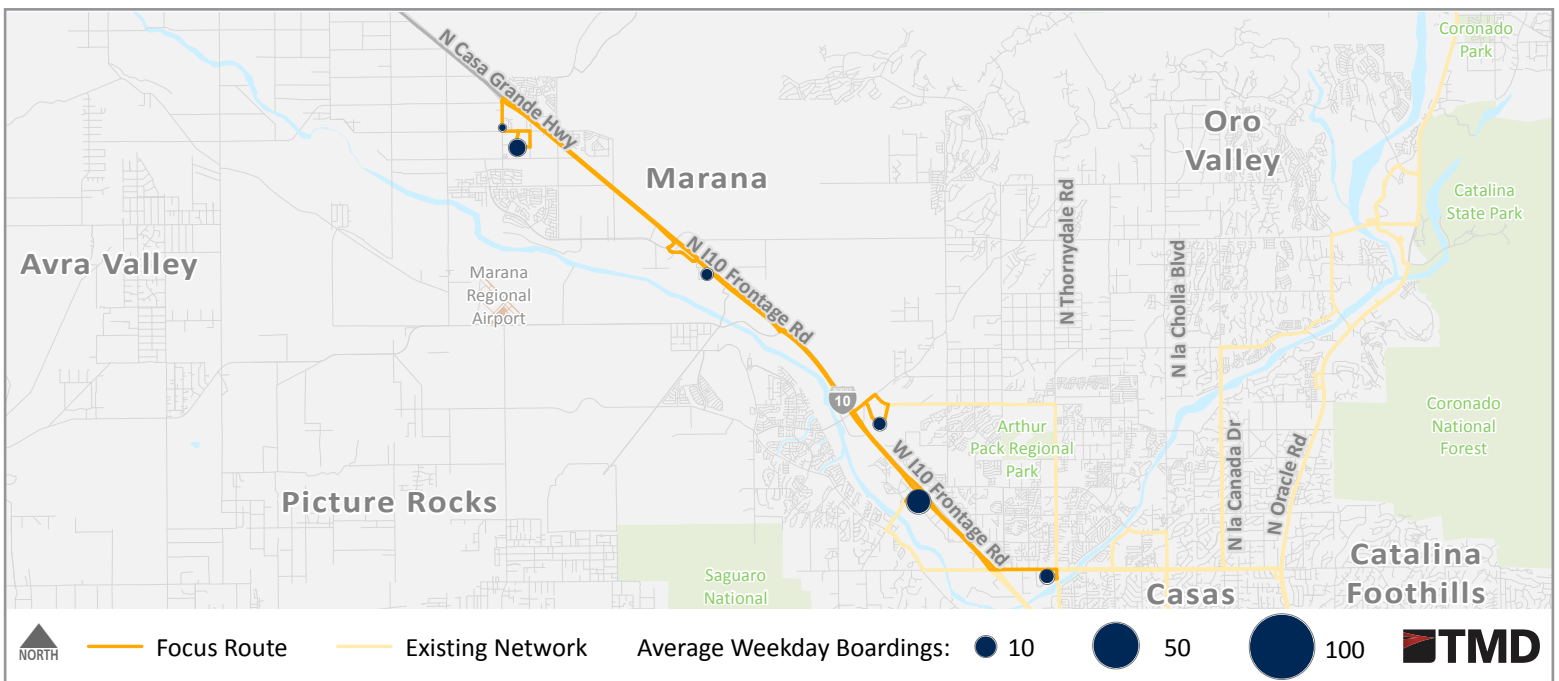
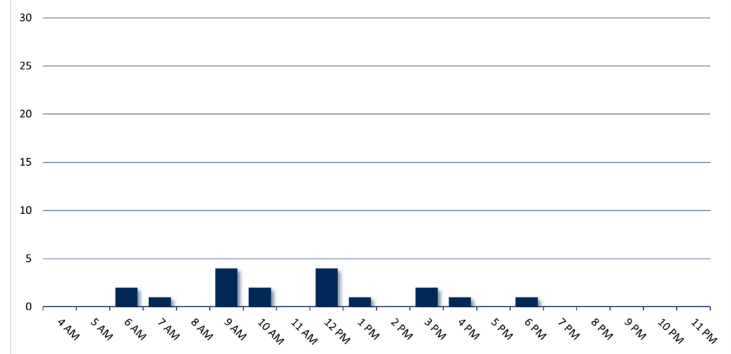
-

### Weekday Passenger Boardings

Northbound



Southbound





# Route 421

## Green Valley/Sahuarita Connector

Key Destinations: RTC, LTC, Desert Diamond Casino, Fry's, Sahuarita Town Hall, Walmart



### Route Performance:

#### Weekday

#### Saturday

Peak Frequency – In minutes

60

–

–

Hours of Operation

6:00 am - 5:00 pm

–

–

Daily Passenger Boardings

66

33 System Rank

– System Rank

– System Rank

Productivity – Passengers per revenue hour

2.4

3.7 Tier Average

– Tier Average

– Tier Average

On-Time Performance – 92% Target

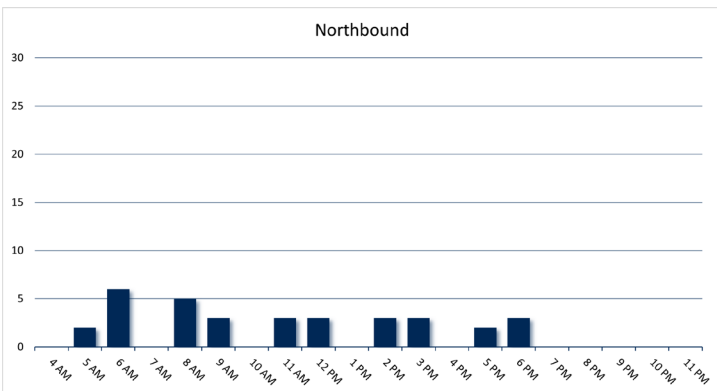
0%

–

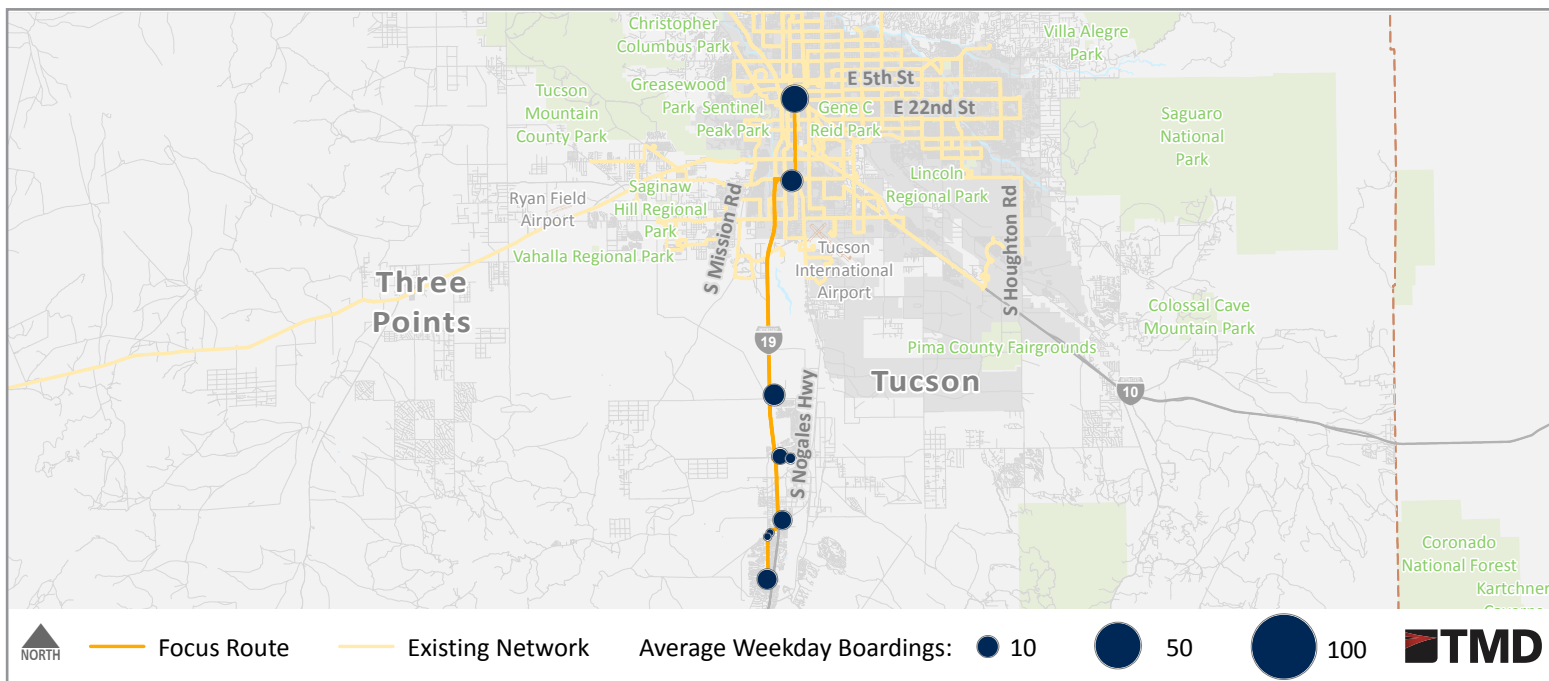
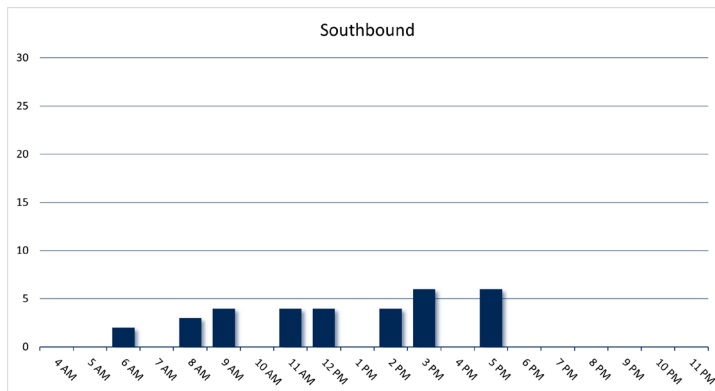
–

### Weekday Passenger Boardings

Northbound



Southbound



# Route 430 Tucson Estates

Key Destinations: LTC, Spectrum Mall, Tucson Estates, Branding Iron Park



## Route Performance:

Weekday

Saturday

Peak Frequency – In minutes

60

-

-

Hours of Operation

6:00 am - 7:00 pm

-

-

Daily Passenger Boardings

72

32 System Rank

-

- System Rank

-

- System Rank

Productivity – Passengers per revenue hour

5.5

3.7 Tier Average

-

- Tier Average

-

- Tier Average

On-Time Performance – 92% Target

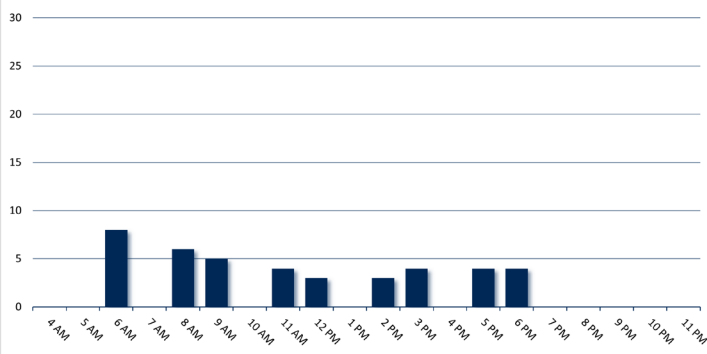
100%

-

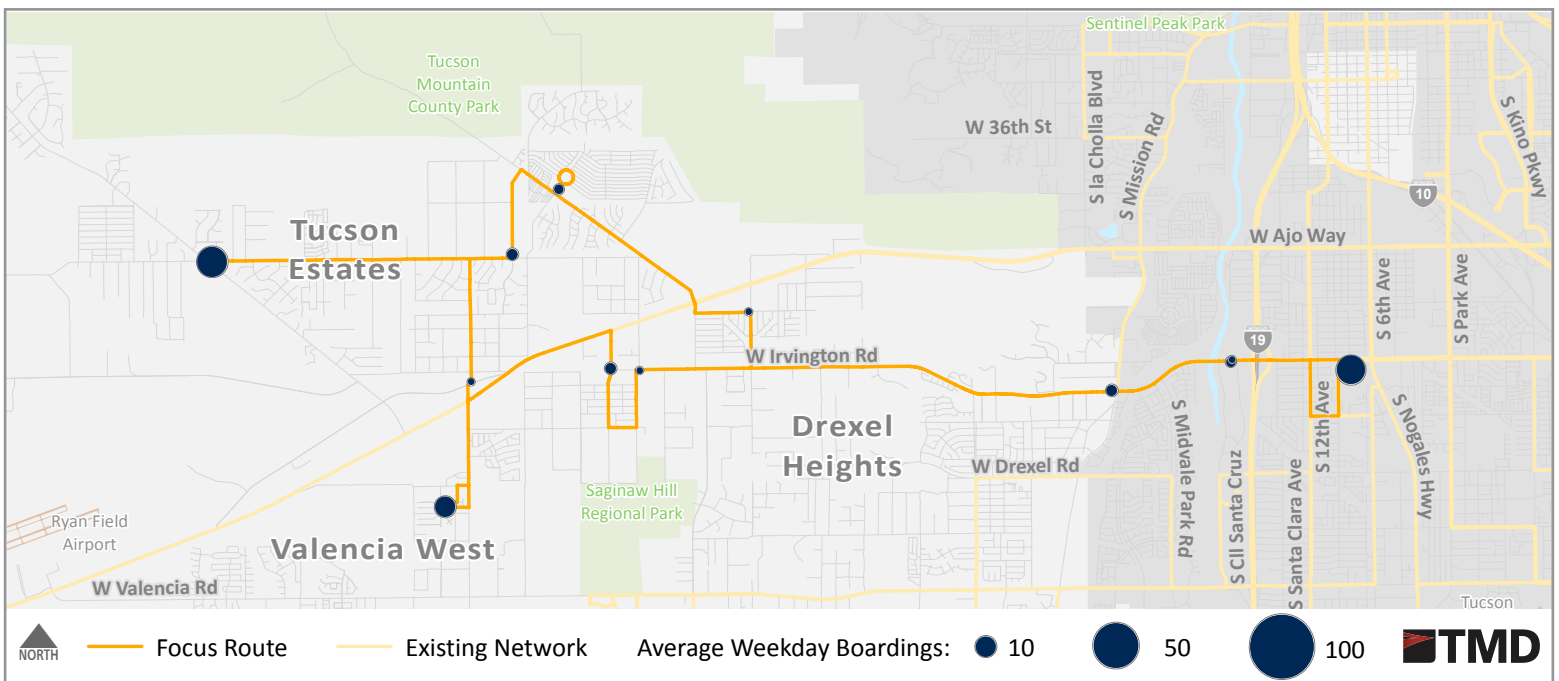
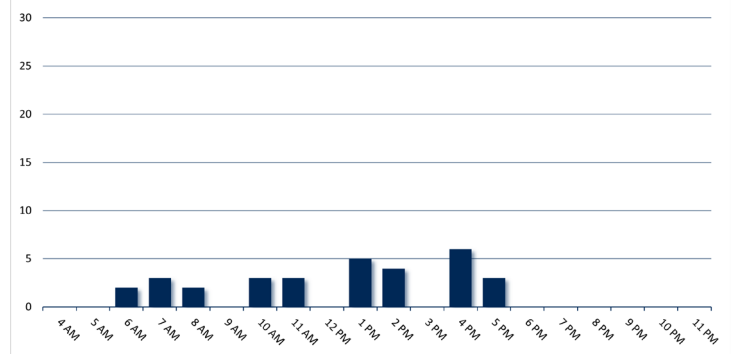
-

## Weekday Passenger Boardings

Eastbound



Westbound



# Route 440 San Xavier

Key Destinations: LTC, Midvale Park, San Xavier Del Bac Mission, San Xavier Indian Health Center



## Route Performance:

Weekday

Saturday

Peak Frequency – In minutes

60

60

-

Hours of Operation

6:00 am - 6:00 pm

6:00 am - 5:00 pm

-

Daily Passenger Boardings

131

31 System Rank

119

31 System Rank

- System Rank

Productivity – Passengers per revenue hour

9.0

3.7 Tier Average

9.0

5.6 Tier Average

- Tier Average

On-Time Performance – 92% Target

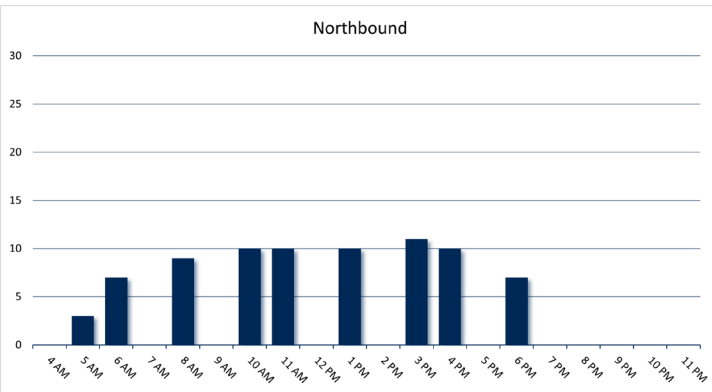
75%

Not Available

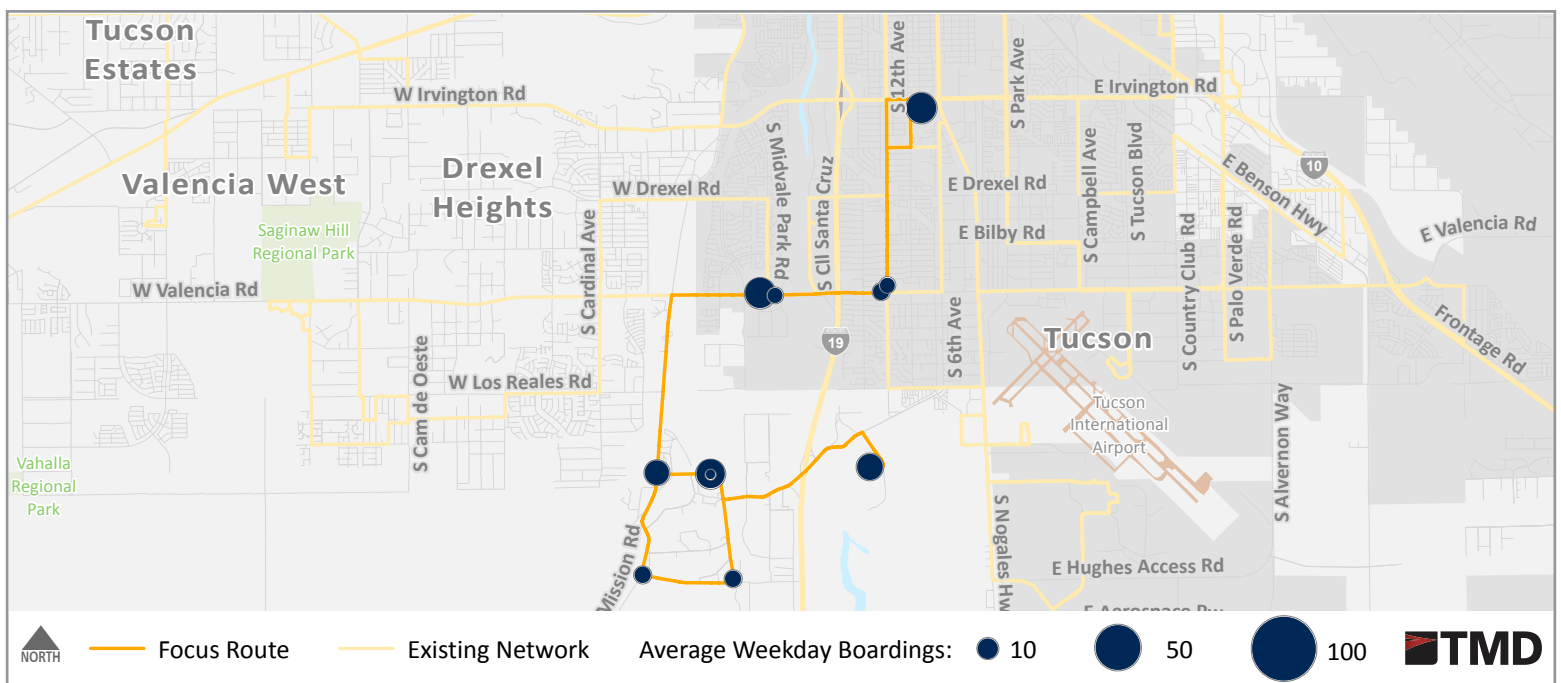
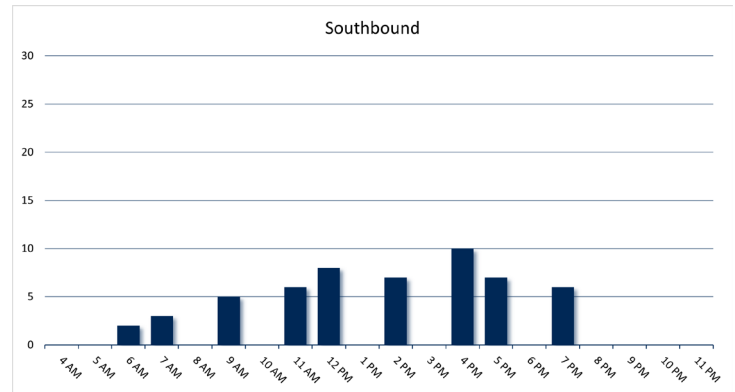
-

## Weekday Passenger Boardings

Northbound



Southbound



NORTH
Focus Route
Existing Network
Average Weekday Boardings: ● 10 ● 50 ● 100
TMD

# Route 450

## Southeast Tucson/Rita Ranch

Key Destinations: Santa Rita High School, PCC East, Mesquite Elementary School, Desert Sky Middle School, Global Solar, U of A Science and Tech Park, Target



### Route Performance:

#### Weekday

#### Saturday

Peak Frequency – In minutes

60

-

-

Hours of Operation

6:00 am - 5:00 pm

-

-

Daily Passenger Boardings

31

40 System Rank

- System Rank

- System Rank

Productivity – Passengers per revenue hour

2.4

3.7 Tier Average

- Tier Average

- Tier Average

On-Time Performance – 92% Target

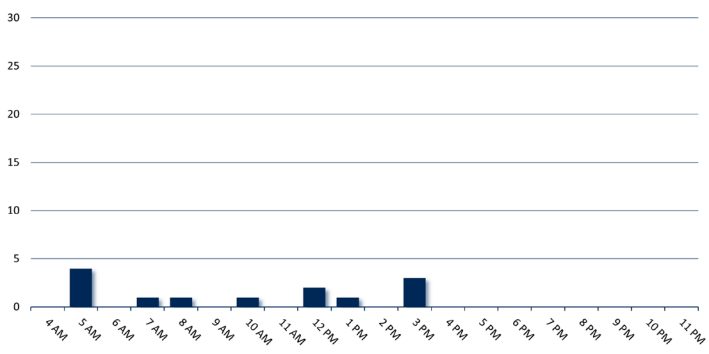
Not Available

-

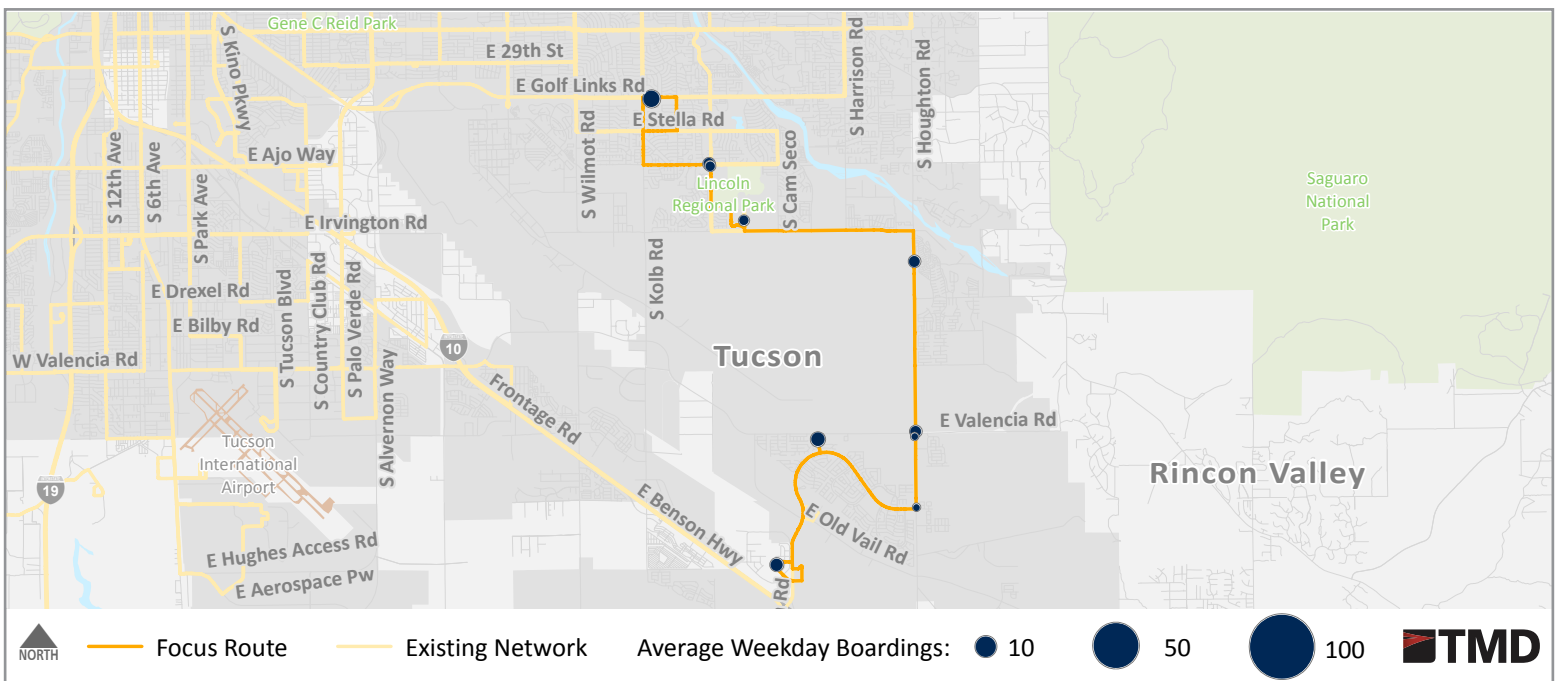
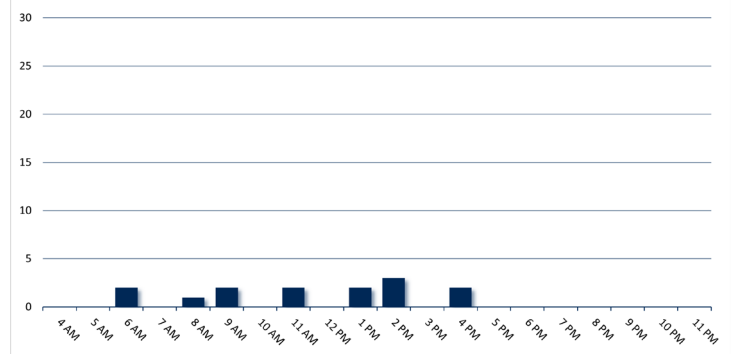
-

### Weekday Passenger Boardings

Northbound




Southbound



# Route 700 Sun Link

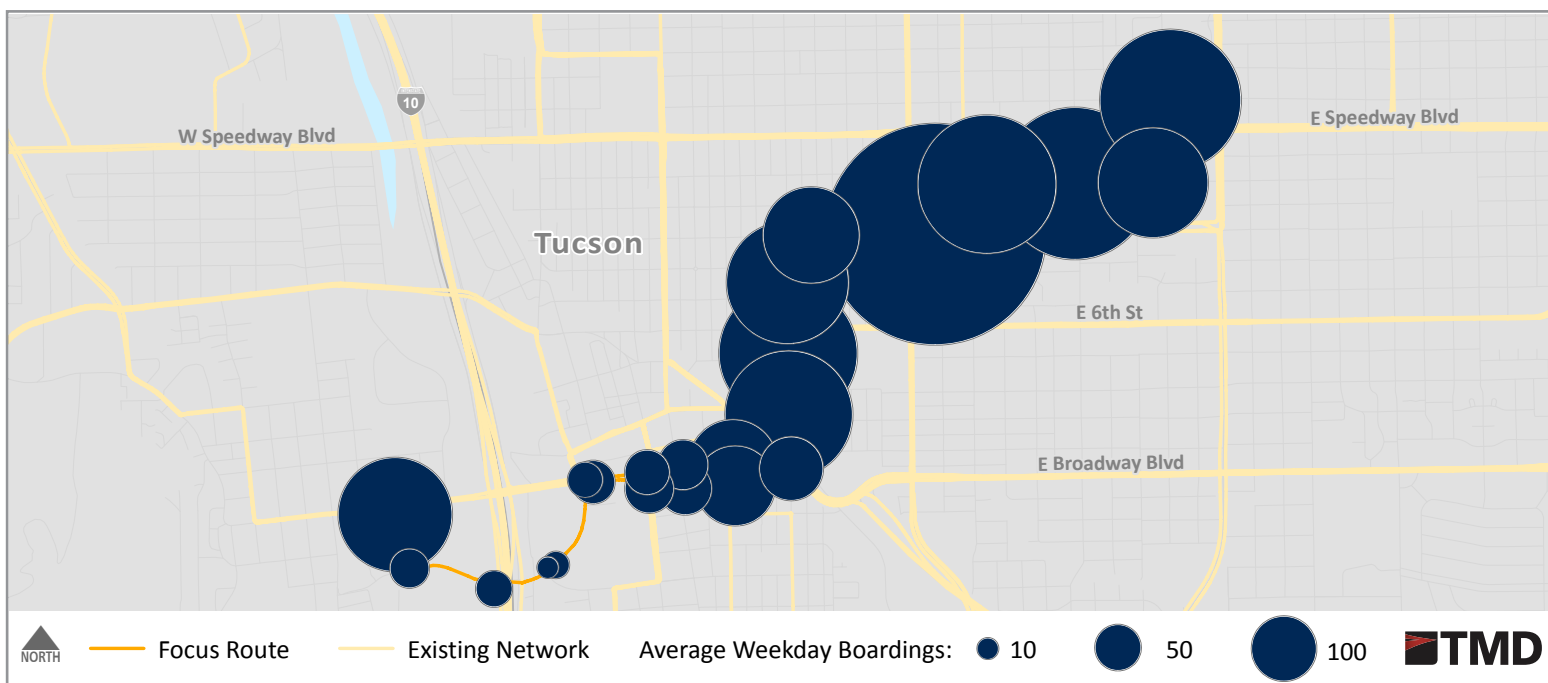
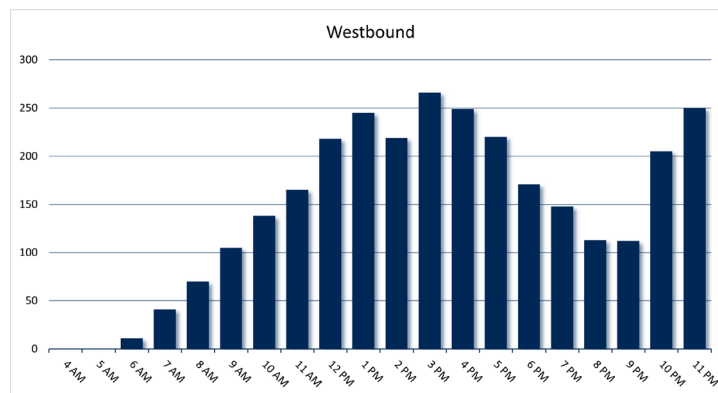
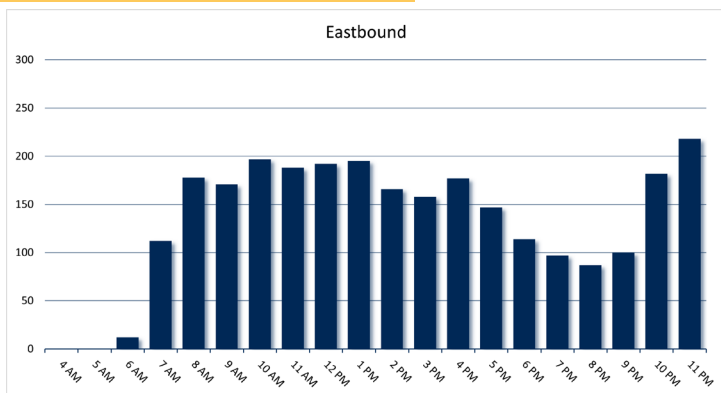
Key Destinations: Banner UMC, U of A, El Rio Community Health Center, RTC, State/Federal Buildings



## Route Performance:

	Weekday	Saturday	Sunday
Peak Frequency – In minutes	10	12	15
Hours of Operation	7:00 am - 10:00 pm	8:00 am - 2:00 am	8:00 am - 8:00 pm
Daily Passenger Boardings	5,637 1 System Rank	5,101 1 System Rank	1,860 3 System Rank
Productivity – Passengers per revenue hour	60.1 60.1 Tier Average	78.2 78.2 Tier Average	56.0 56.0 Tier Average
On-Time Performance – 92% Target	33%	72%	72%

## Weekday Passenger Boardings



# Route 101X Golf Links-Downtown Express

Key Destinations: State/Federal Buildings, US Courthouse, Pima County Superior Court



## Route Performance:

### Weekday

### Saturday

Peak Frequency – In minutes

**4 Trips**

–

–

Hours of Operation

7:00 am - 4:00 pm

–

–

Daily Passenger Boardings

**44**

35 System Rank

– System Rank

– System Rank

Productivity – Passengers per revenue hour

**19.7**

7.8 Tier Average

– Tier Average

– Tier Average

On-Time Performance – 92% Target

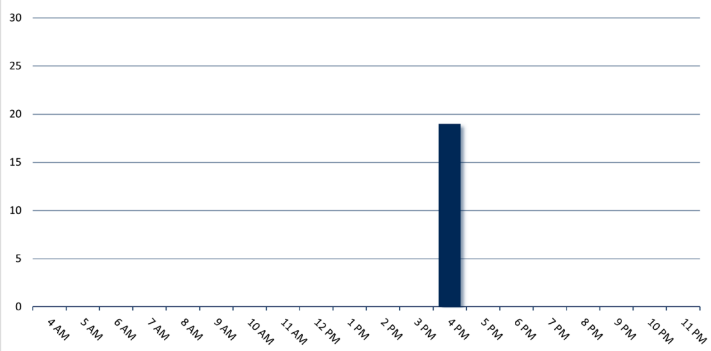
**70%**

–

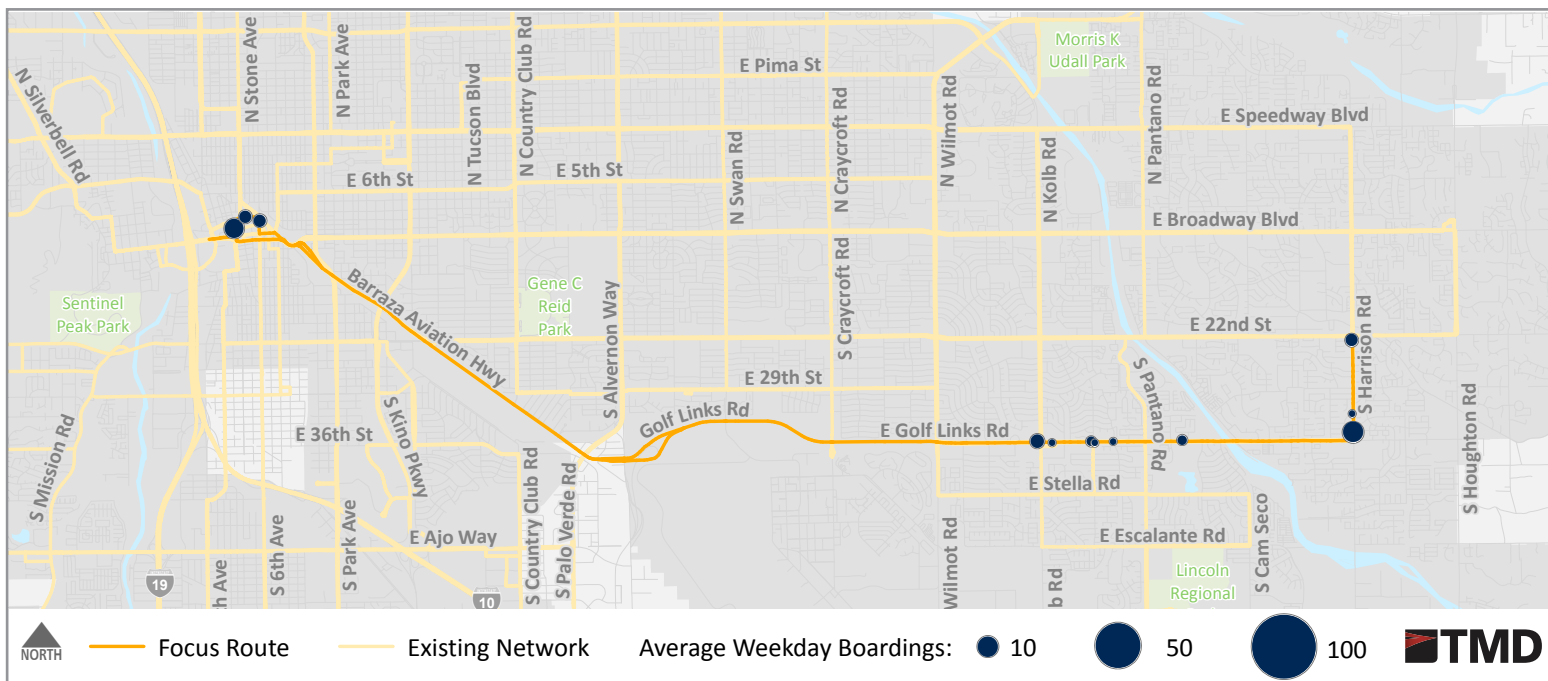
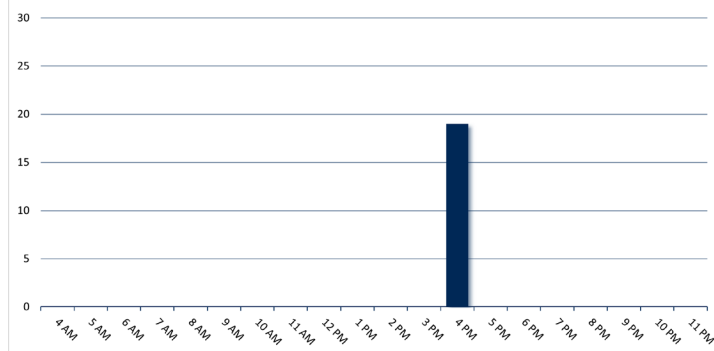
–

## Weekday Passenger Boardings

Eastbound



Westbound



# Route 102X Northwest-UA Express

Key Destinations: RTC, Pima County Superior Court, U of A, Banner UMC, Foothills Mall



## Route Performance:

Weekday

Saturday

Peak Frequency – In minutes

2 Trips

–

–

Hours of Operation

7:00 am - 5:00 pm

–

–

Daily Passenger Boardings

25

43 System Rank

– System Rank

– System Rank

Productivity – Passengers per revenue hour

12.6

7.8 Tier Average

– Tier Average

– Tier Average

On-Time Performance – 92% Target

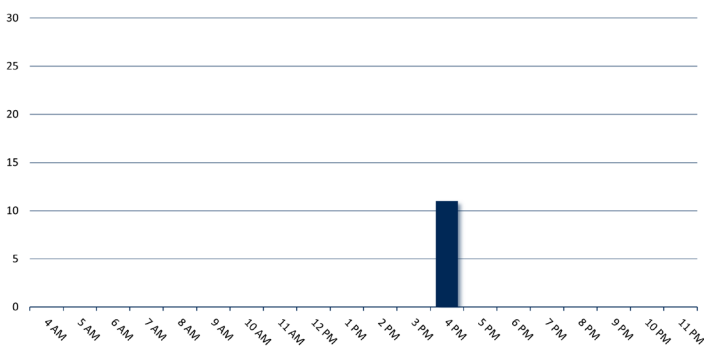
67%

–

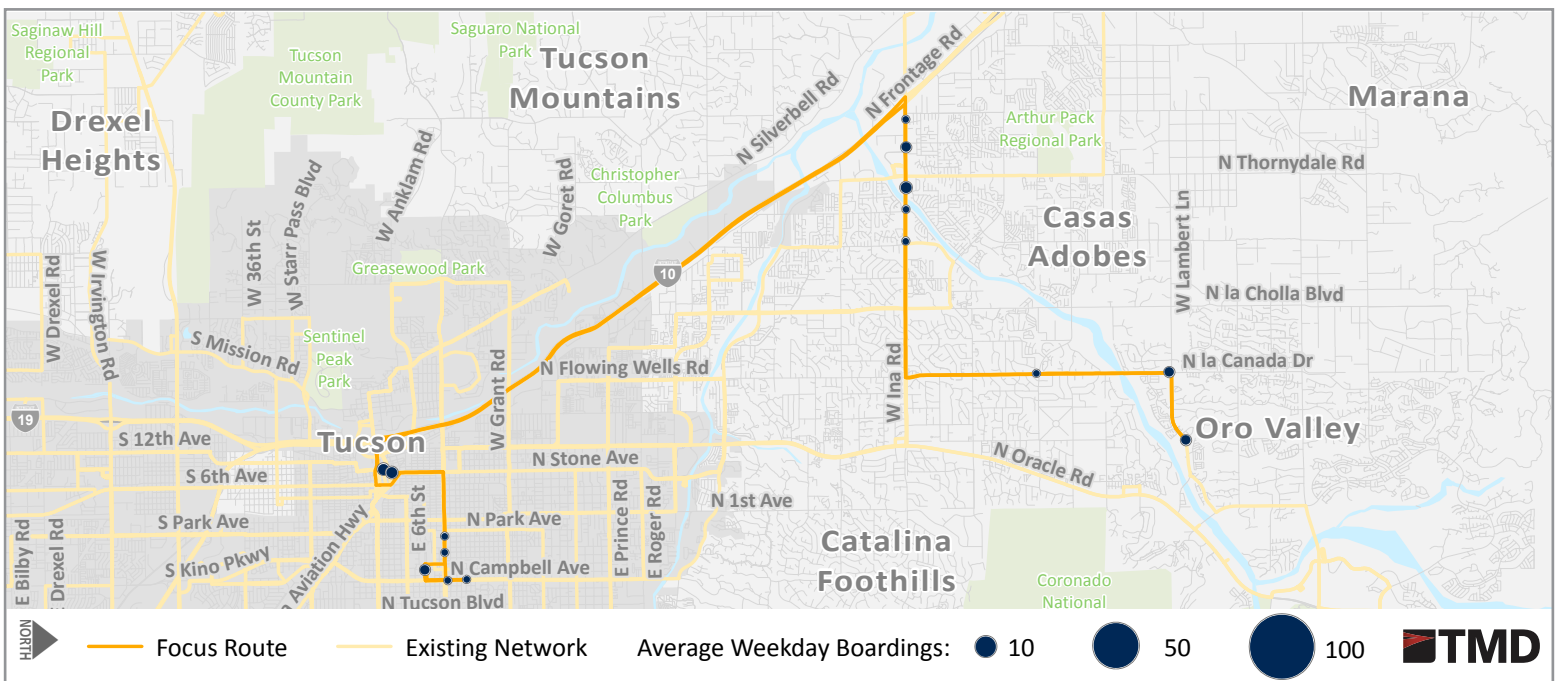
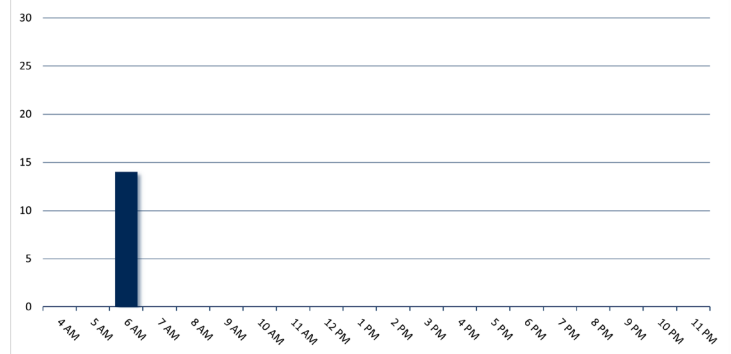
–

## Weekday Passenger Boardings

Northbound



Southbound



# Route 103X Northwest-Downtown Express

Key Destinations: RTC, Pima County Superior Court, U of A, Banner UMC, Foothills Mall



## Route Performance:

Weekday

Saturday

Peak Frequency – In minutes

2 Trips

–

–

Hours of Operation

7:00 am - 5:00 pm

–

–

Daily Passenger Boardings

19

47 System Rank

– System Rank

– System Rank

Productivity – Passengers per revenue hour

6.6

7.8 Tier Average

– Tier Average

– Tier Average

On-Time Performance – 92% Target

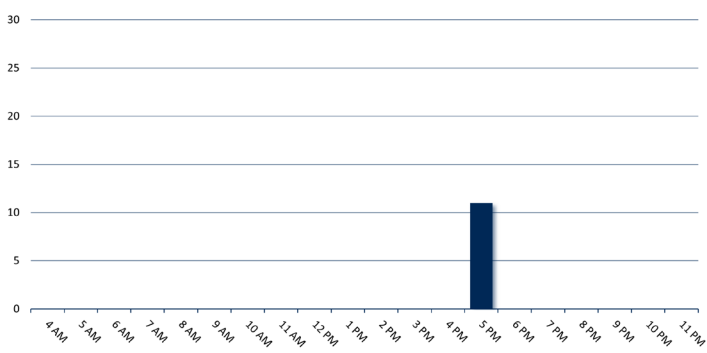
62%

–

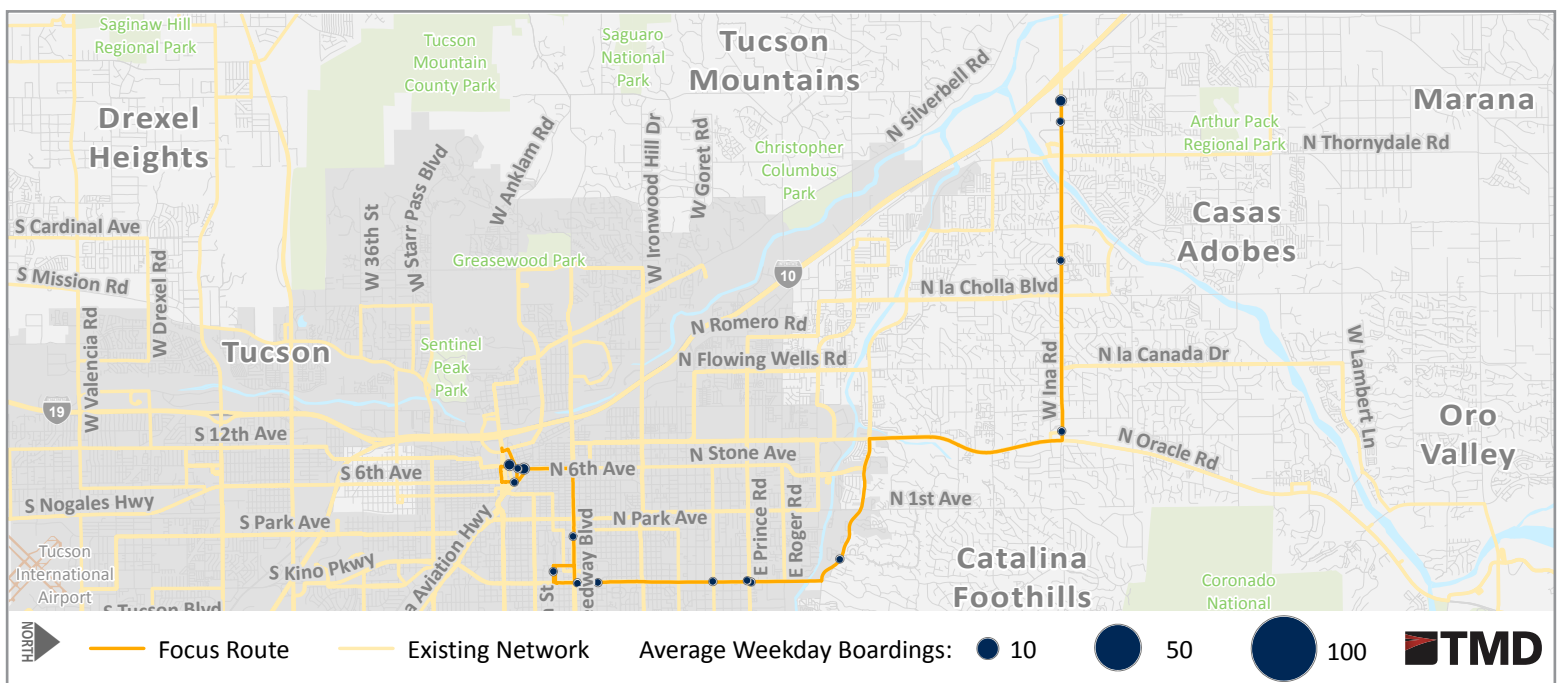
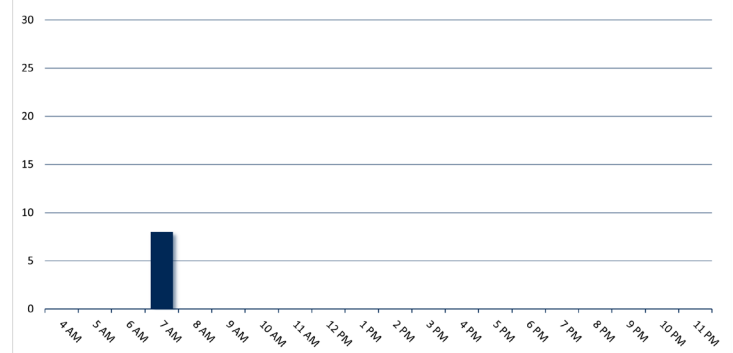
–

## Weekday Passenger Boardings

Northbound



Southbound





# Route 104X

## Marana-Downtown Express

Key Destinations: Pima County Superior Court, State/Federal Building, Crossroads at Silverbell District Park



### Route Performance:

Weekday

Saturday

Peak Frequency – In minutes

2 Trips

-

-

Hours of Operation

7:00 am - 5:00 pm

-

-

Daily Passenger Boardings

16

48 System Rank

- System Rank

- System Rank

Productivity – Passengers per revenue hour

15.5

7.8 Tier Average

- Tier Average

- Tier Average

On-Time Performance – 92% Target

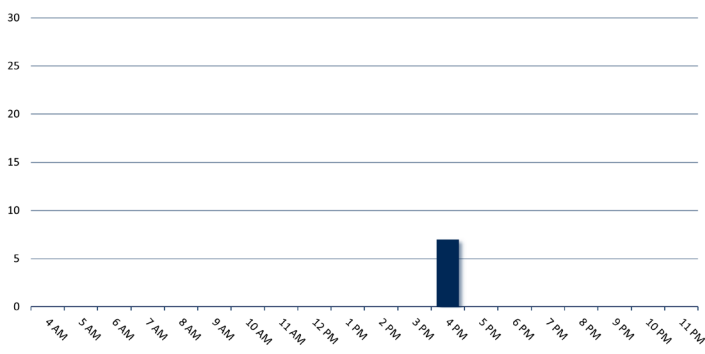
82%

-

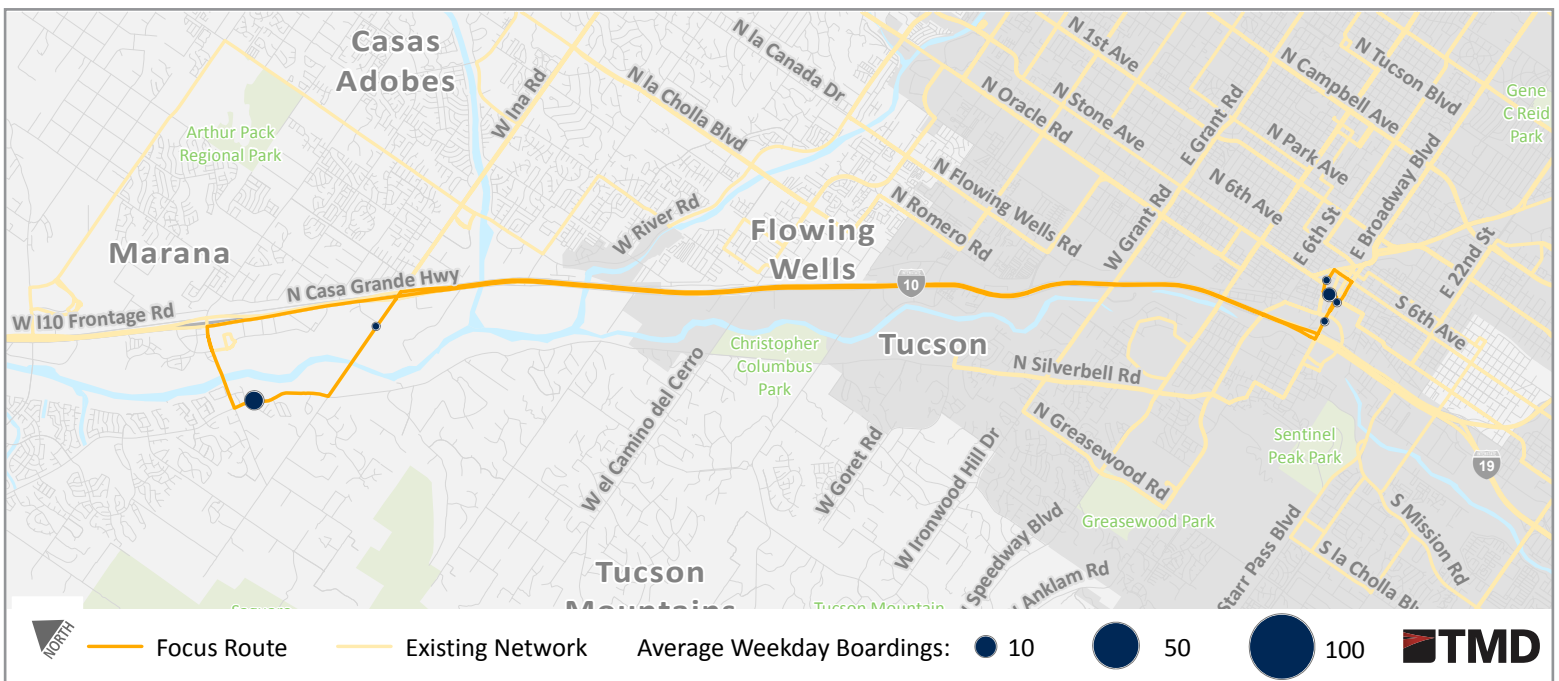
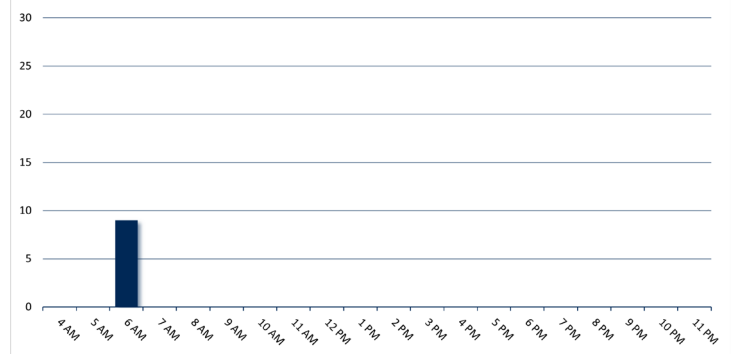
-

### Weekday Passenger Boardings

Northbound



Southbound



# Route 105X

## Foothills-Downtown Express

Key Destinations: RTC, Banner UMC, U of A, Foothills Mall



### Route Performance:

### Weekday

### Saturday

Peak Frequency – In minutes

**2 Trips**

–

–

Hours of Operation

7:00 am - 5:00 pm

–

–

Daily Passenger Boardings

**20**

45 System Rank

– System Rank

– System Rank

Productivity – Passengers per revenue hour

**12.8**

7.8 Tier Average

– Tier Average

– Tier Average

On-Time Performance – 92% Target

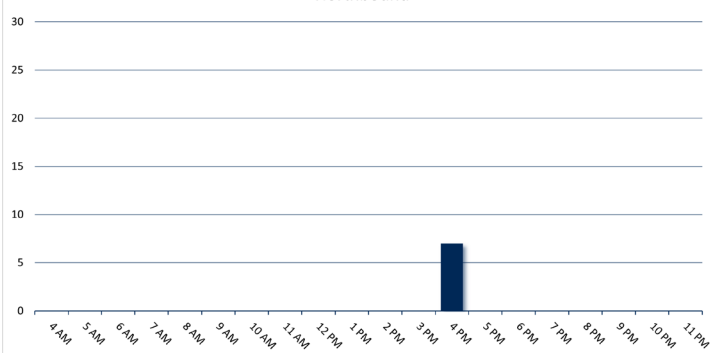
**68%**

–

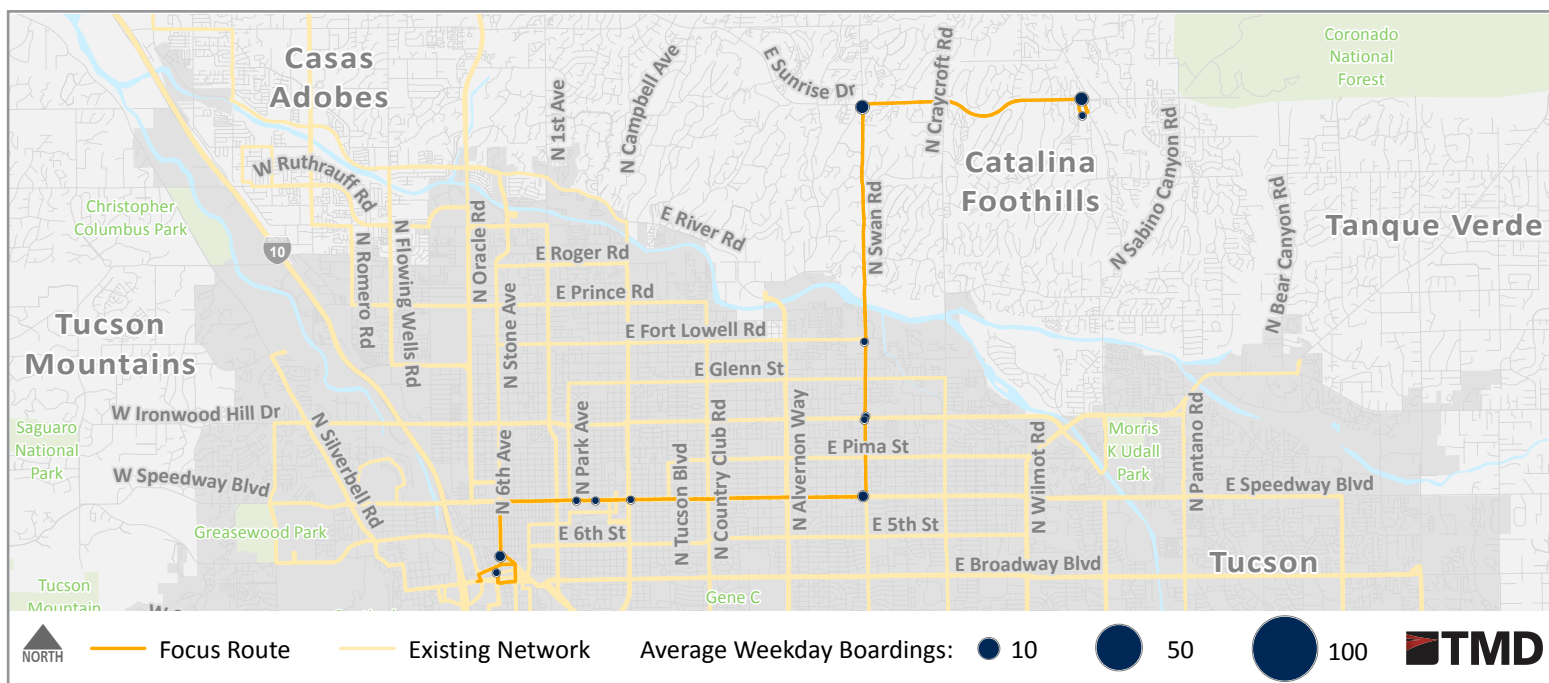
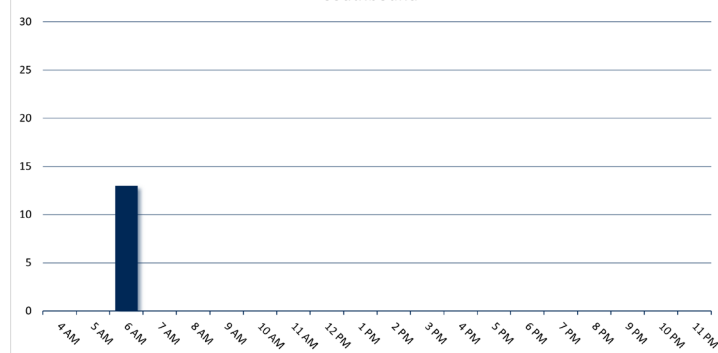
–

### Weekday Passenger Boardings

Northbound



Southbound



# Route 107X

## Oro Valley-Downtown Express

Key Destinations: RTC, Oro Valley Marketplace, Oro Valley Hospital, Ventana Medical Systems, Tucson Mall, Pima County Superior Court



### Route Performance:

Weekday

Saturday

Peak Frequency – In minutes

4 Trips

-

-

Hours of Operation

7:00 am - 5:00 pm

-

-

Daily Passenger Boardings

27

41 System Rank

- System Rank

- System Rank

Productivity – Passengers per revenue hour

6.9

7.8 Tier Average

- Tier Average

- Tier Average

On-Time Performance – 92% Target

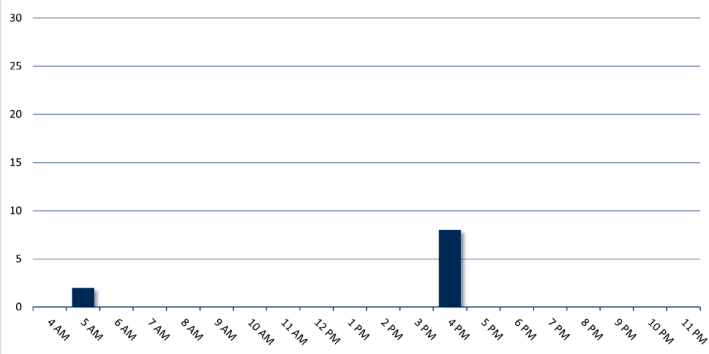
65%

-

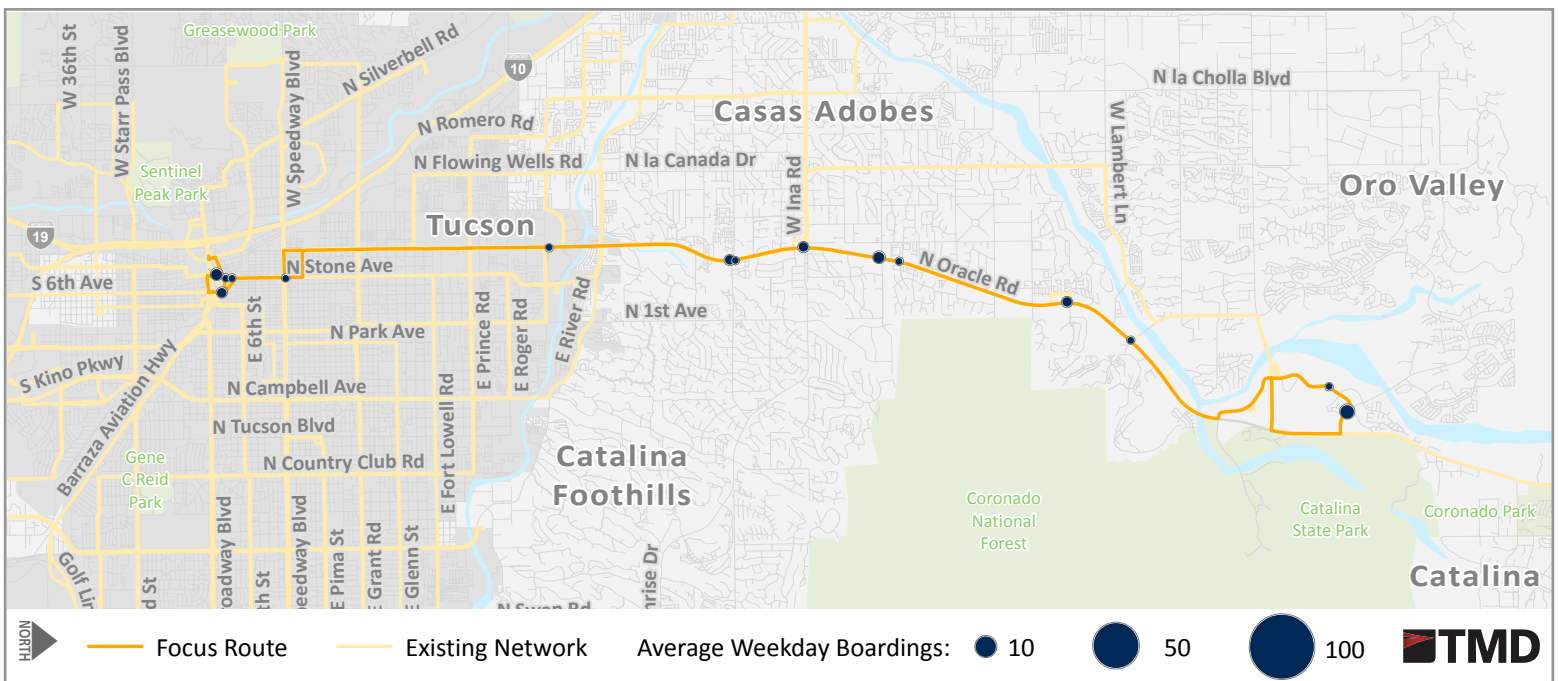
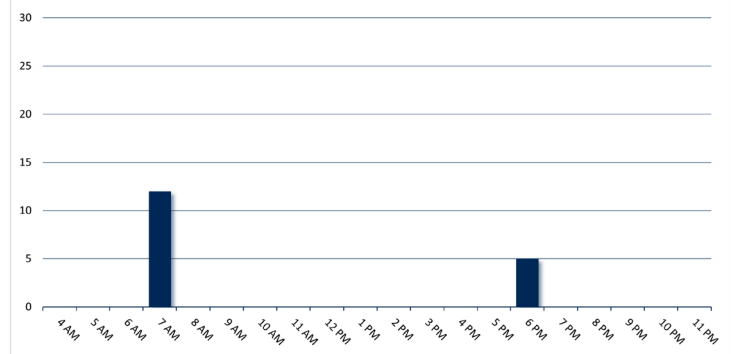
-

### Weekday Passenger Boardings

Northbound



Southbound



# Route 108X Broadway-Downtown Express

Key Destinations: Broadway/Houghton Park & Ride, Williams Center, Pima County Superior Court, State/Federal Buildings



## Route Performance:

Weekday

Saturday

Peak Frequency – In minutes

2 Trips

-

-

Hours of Operation

7:00 am - 5:00 pm

-

-

Daily Passenger Boardings

20

45 System Rank

- System Rank

- System Rank

Productivity – Passengers per revenue hour

16.4

7.8 Tier Average

- Tier Average

- Tier Average

On-Time Performance – 92% Target

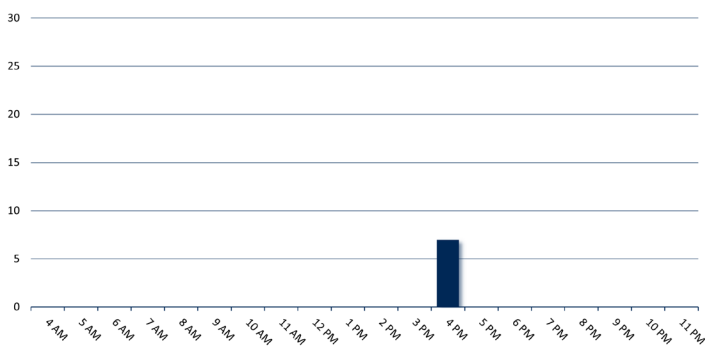
83%

-

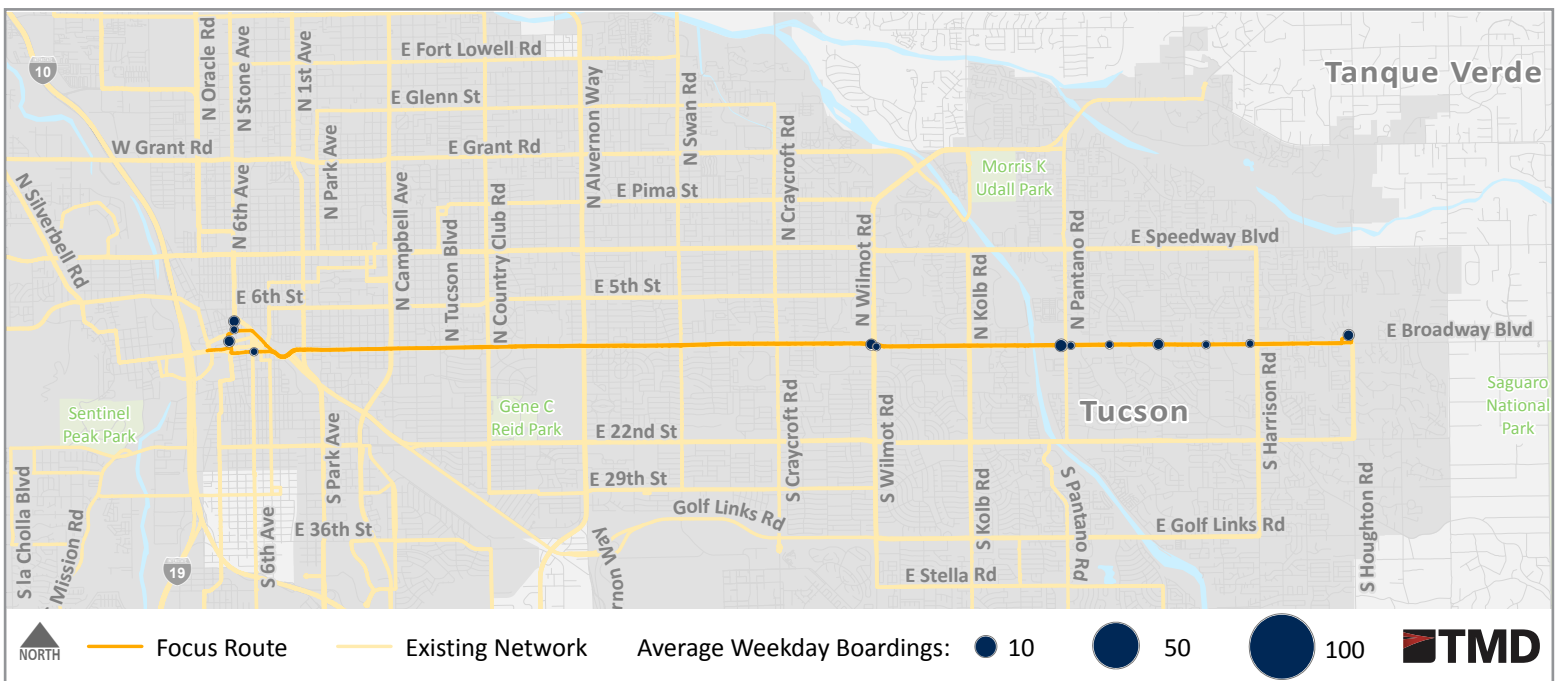
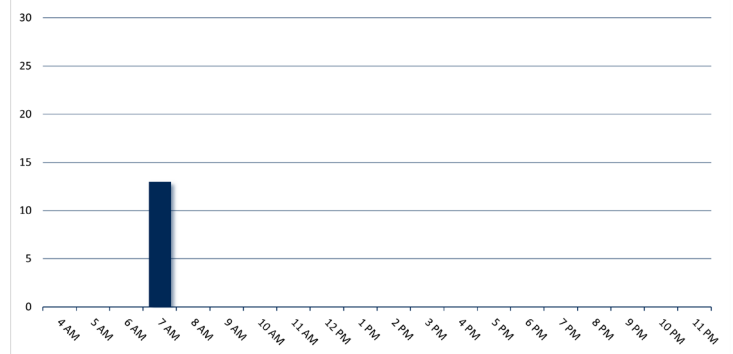
-

## Weekday Passenger Boardings

Eastbound



Westbound



# Route 109X

## Catalina Hwy-Downtown Express

Key Destinations: RTC, U of A, Pima County Superior Court, Rincon/University High School, Tucson High School



### Route Performance:

Weekday

Saturday

Peak Frequency – In minutes

2 Trips

-

-

Hours of Operation

7:00 am - 5:00 pm

-

-

Daily Passenger Boardings

12

49 System Rank

- System Rank

- System Rank

Productivity – Passengers per revenue hour

9.4

7.8 Tier Average

- Tier Average

- Tier Average

On-Time Performance – 92% Target

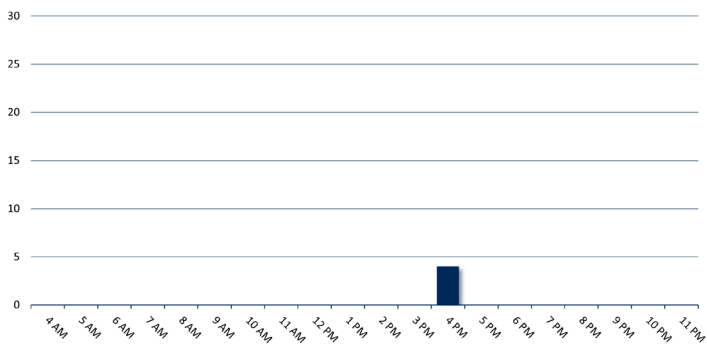
61%

-

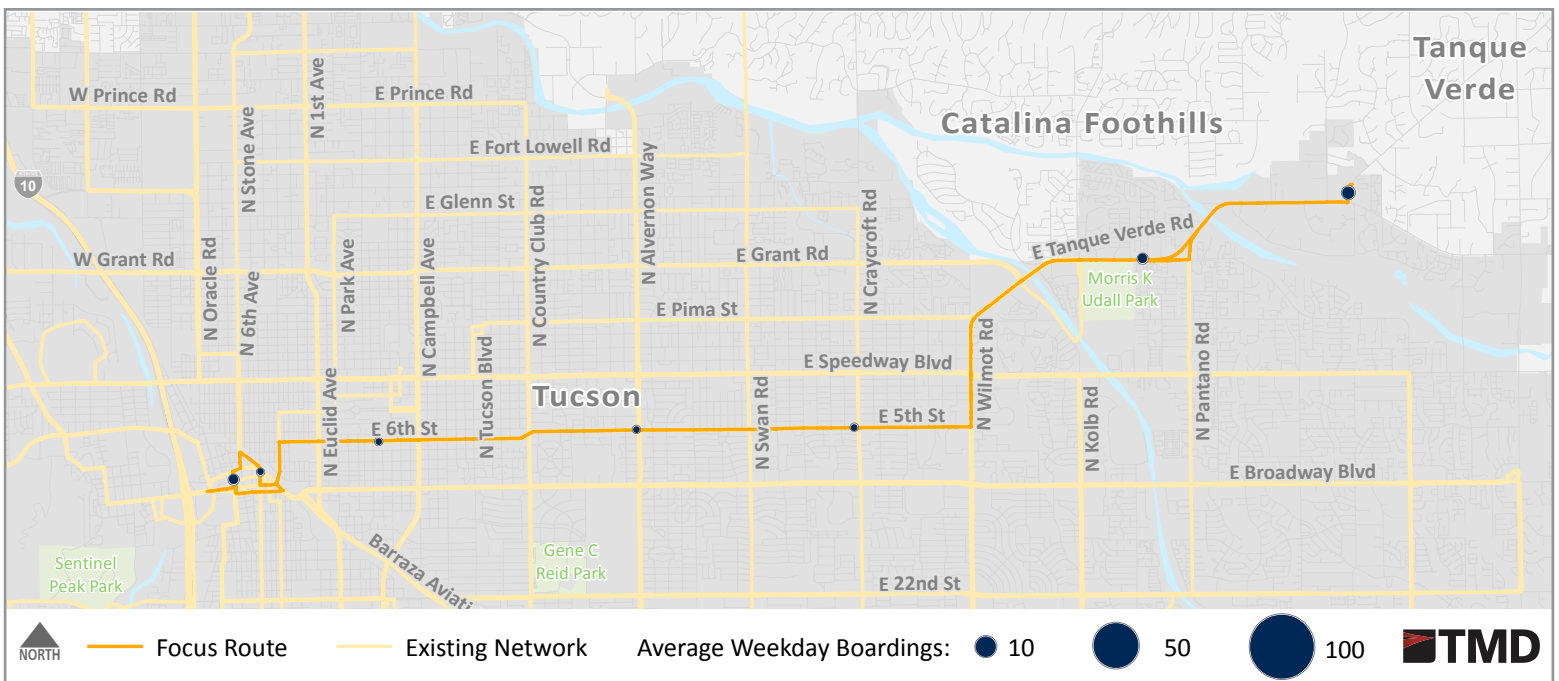
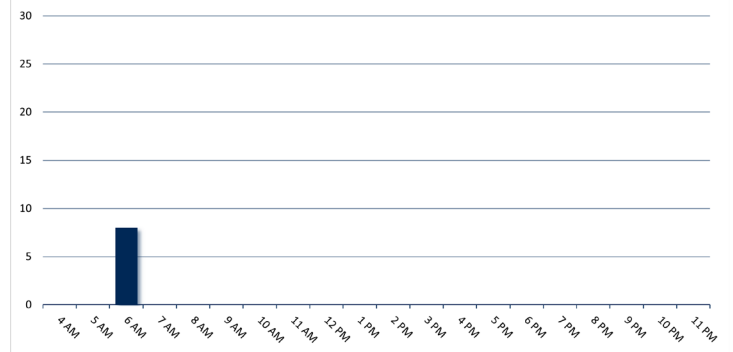
-

### Weekday Passenger Boardings

Eastbound



Westbound



# Route 110X

## Rita Ranch-Downtown Express

Key Destinations: RTC, Special Services/ADA Eligibility Office, Target Distribution Center, U of A Science and Tech Park, State/Federal Buildings



### Route Performance:

Weekday

Saturday

Peak Frequency – In minutes

4 Trips

-

-

Hours of Operation

5:00 pm - 7:00 am

-

-

Daily Passenger Boardings

23

44 System Rank

- System Rank

- System Rank

Productivity – Passengers per revenue hour

10.6

7.8 Tier Average

- Tier Average

- Tier Average

On-Time Performance – 92% Target

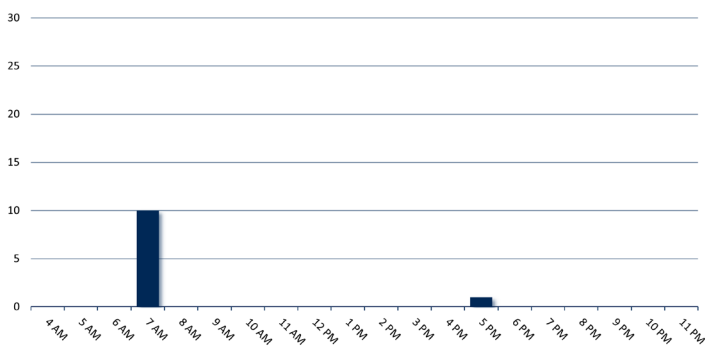
37%

-

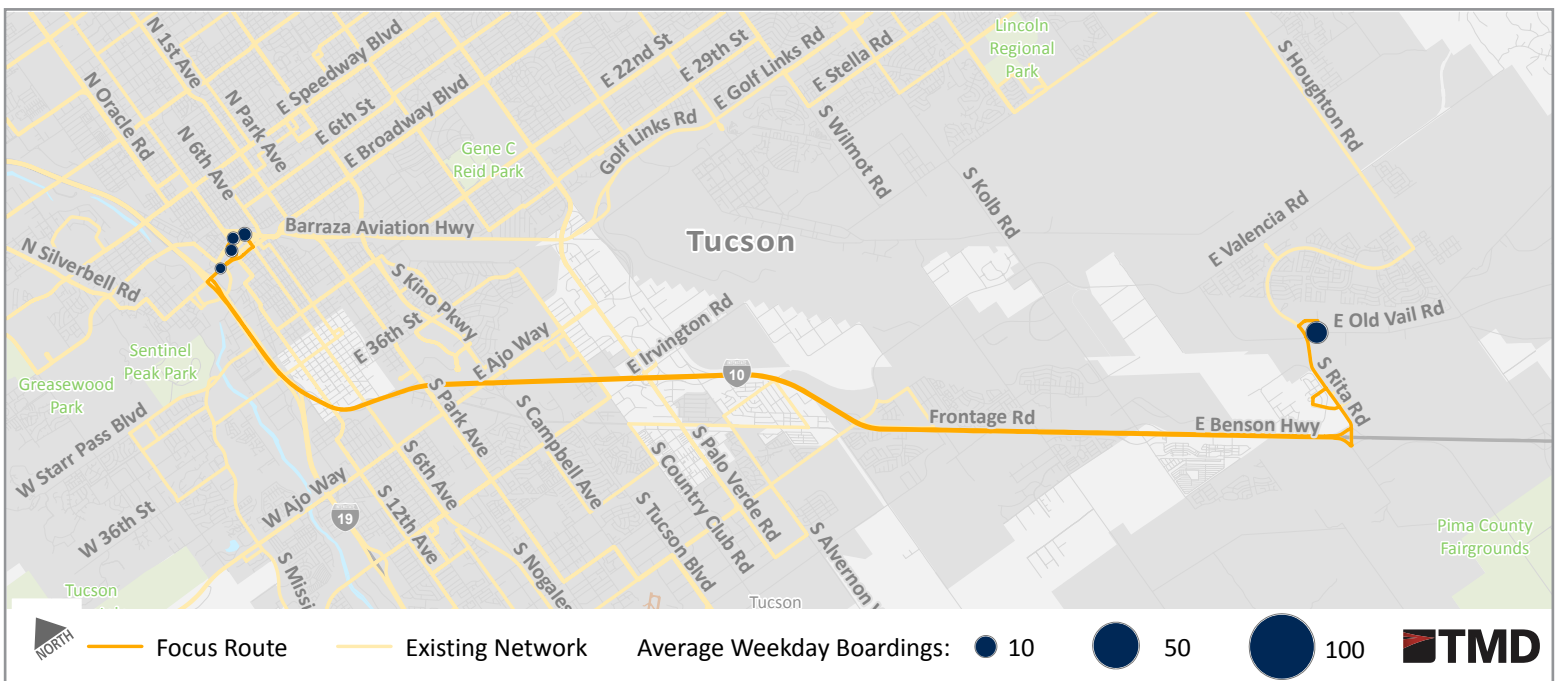
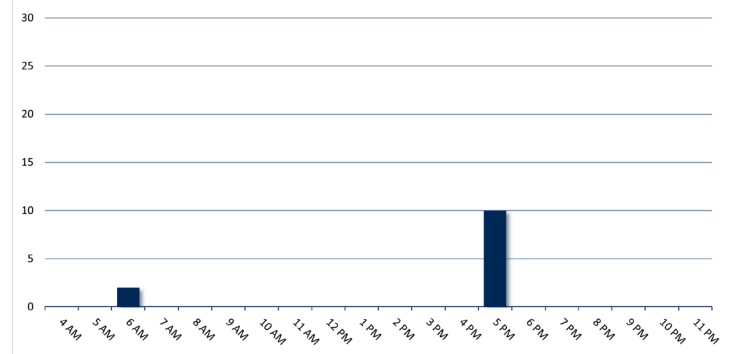
-

### Weekday Passenger Boardings

Northbound



Southbound



# Route 201X

## Eastside-Aero Park Express

Key Destinations: Aero Park, Bombadier



### Route Performance:

Weekday

Saturday

Peak Frequency – In minutes

4 Trips

-

-

Hours of Operation

6:00 am - 4:00 pm

-

-

Daily Passenger Boardings

26

42 System Rank

- System Rank

- System Rank

Productivity – Passengers per revenue hour

4.4

7.8 Tier Average

- Tier Average

- Tier Average

On-Time Performance – 92% Target

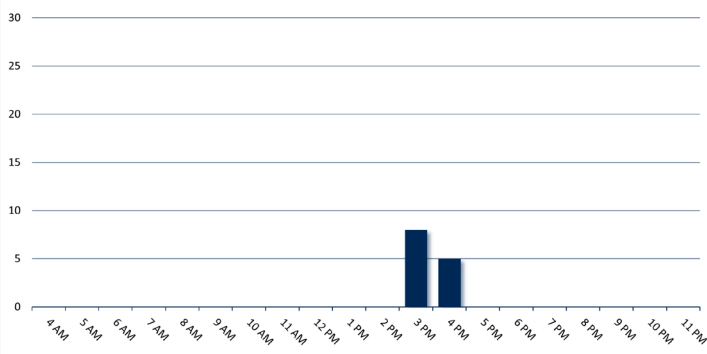
71%

-

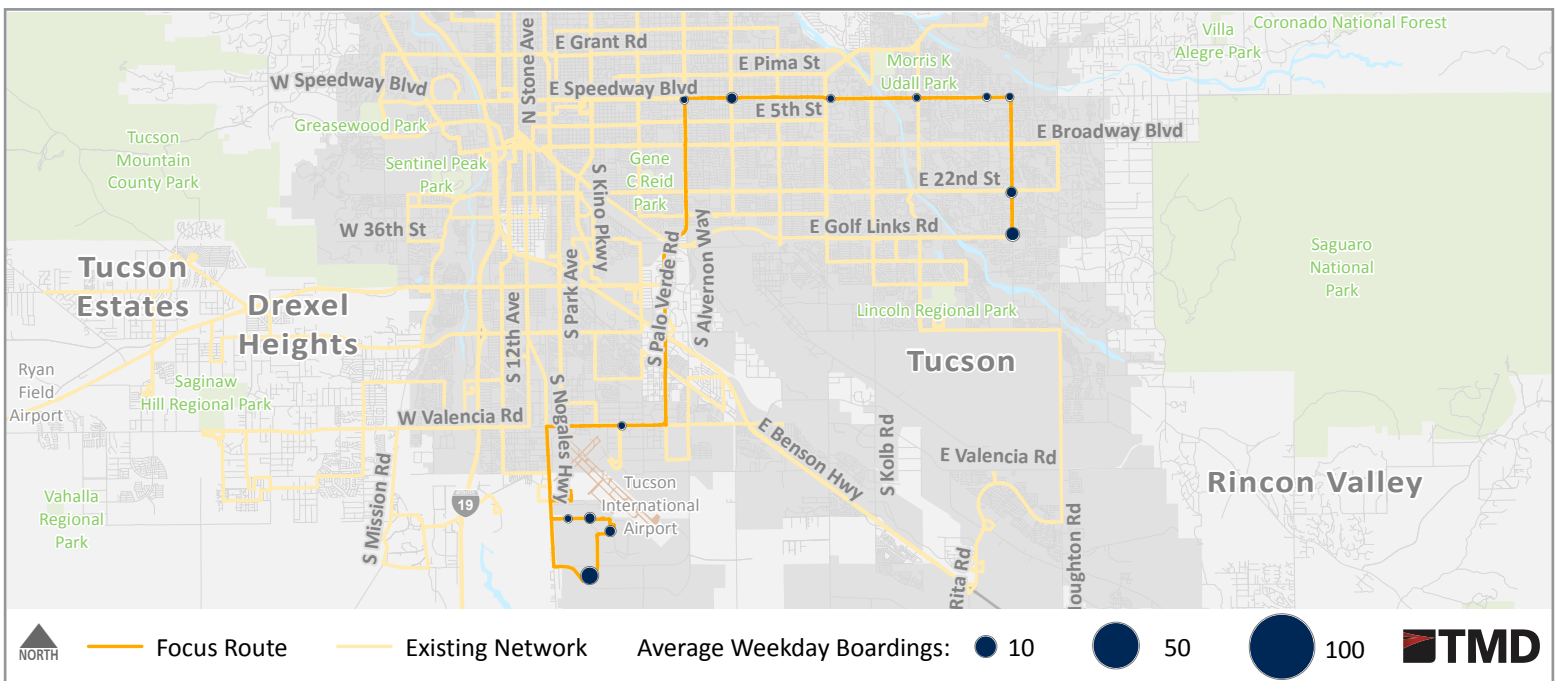
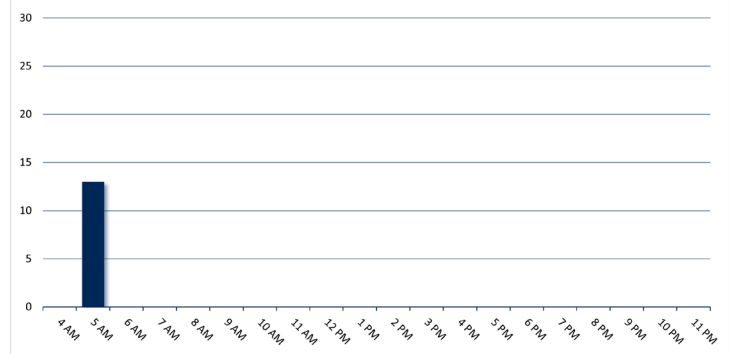
-

### Weekday Passenger Boardings

Eastbound



Westbound



NORTH
Focus Route
Existing Network
Average Weekday Boardings:
● 10
● 50
● 100
TMD

# Route 203X Oro Valley-Aero Park Express

Key Destinations: Oro Valle Hospital, Ventana Medical Systems, LTC, Aero Park



## Route Performance:

Weekday

Saturday

Peak Frequency – In minutes

4 Trips

-

-

Hours of Operation

6:00 am - 4:00 pm

-

-

Daily Passenger Boardings

32

39 System Rank

- System Rank

- System Rank

Productivity – Passengers per revenue hour

4.8

7.8 Tier Average

- Tier Average

- Tier Average

On-Time Performance – 92% Target

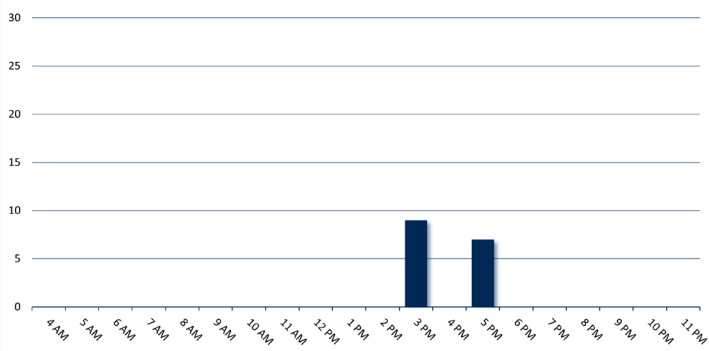
47%

-

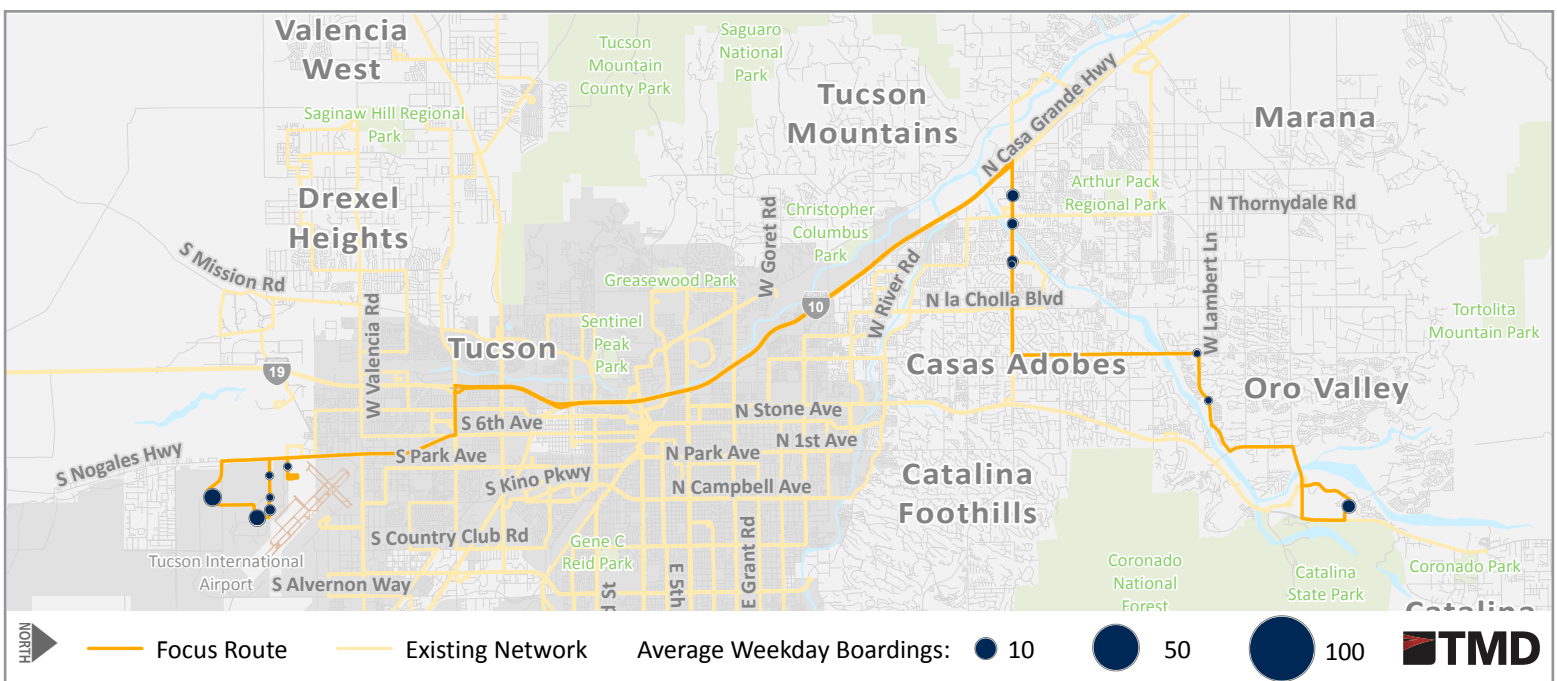
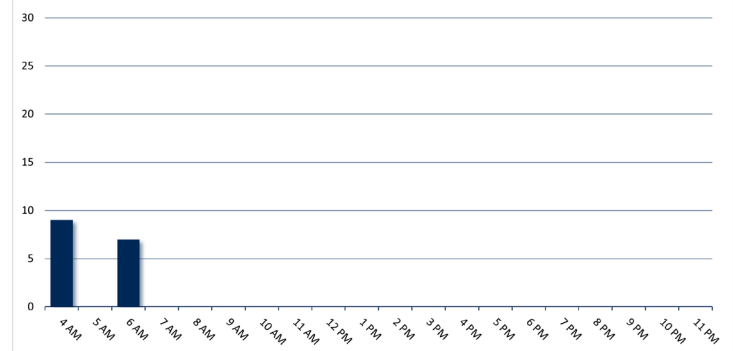
-

## Weekday Passenger Boardings

Northbound



Southbound





# Route 204X

## Northwest- Aero Park Express

Key Destinations: LTC, Aero Park, Crossroads at Silverbell Park



### Route Performance:

Weekday

Saturday

Peak Frequency – In minutes

6 Trips

-

-

Hours of Operation

7:00 am - 4:00 pm

-

-

Daily Passenger Boardings

42

36 System Rank

- System Rank

- System Rank

Productivity – Passengers per revenue hour

5.0

7.8 Tier Average

- Tier Average

- Tier Average

On-Time Performance – 92% Target

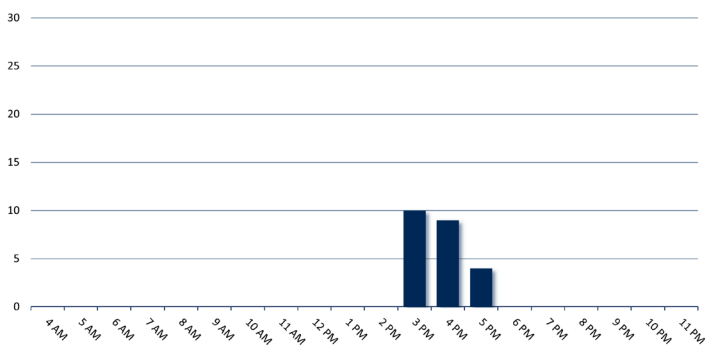
64%

-

-

### Weekday Passenger Boardings

Northbound



Southbound

